



UNIFLEX

01.01.2024



UNIFLEX SHELVING

The Uniflex shelving is a flexible system for easy assembly and has been designed for long time use and special demands in libraries, both in function and quality.

The sturdy shelving system with 30 x 30 mm perforated square tubing is ideally suited for use in high volume libraries as well as in public and school libraries. The design of the shelving systems with 25 mm increments allows for easy assembly and adjustment without use of specific tools.

The system offers two different visual and functional options: Uniflex-B is constructed to create an open, airy feel with the bottom shelf placed 230 mm above the floor. Uniflex-S is constructed as a high volume shelving system, with only 100 mm from floor to bottom shelf, taking full advantage of the height of the shelving system. It is ideal for large volumes often used in scientific libraries. You have the option of closing of the Uniflex-S with a bottom shelf with a plinth.

The Uniflex steel shelving is available in two variations – single- and double-sided. Uniflex-S has the option of increasing the height of the bays (from standard 2250 mm up to 3675 mm in total). Shelves are available in both steel and wood and several functions can be added to create the right functionality for your library.



DESIGN OPTIONS..... 4

TECHNICAL SPECIFICATIONS..... 8

CONFIGURATIONS

UNIFLEX-S

Uniflex-S - single-sided - with back frame 16

Uniflex-S - double-sided - with back frame 18

Uniflex-S - single-sided - with back panel 20

Uniflex-S - double-sided - with back panel 22

Uniflex-S - double-sided - with back frame and castors 24

UNIFLEX-B

Uniflex-B - single-sided - with back frame 26

Uniflex-B - double-sided - with back frame 28

Uniflex-B - double-sided - with back frame and castors 30

COMPONENTS

FRAMES

Uniflex-S 32

Uniflex-B 34

Uniflex upper bay 35

CONNECTION ELEMENTS

Steel back frame 37

Wooden back panel 38

STEEL SHELVES

Steel top shelves 41

Steel intermediate shelves 42

Steel bottom shelves 44

Steel slanting and pull-out shelves 46

WOODEN SHELVES

Wooden top shelves 48

Wooden intermediate shelves 49

Wooden bottom shelves 50

Wooden corner shelves 51

Wooden cover top shelves 53

FUNCTIONS

ACCESSORIES FOR SHELVES

Accessories for shelves 55

BOOK SUPPORTS

Book supports - hanging 59

Book supports - angled 60

Book supports - book end stops 61

DISPLAY & STORAGE

Display & storage - for shelves 62

Display & storage - for perforated steel end panels / steel rods .. 66

SIGNAGE

Signage - steel flags 69

Signage - aisle steel flags 70

Signage - steel signs 71

Signage - shelf labelling 72

BROWSERS

Browsers 76

DOORS

Glass doors 82

Wooden doors 82

Glass and wooden doors 82

Intermediate panel for doors 83

ACCESSORIES FOR INCREASED BAY HEIGHT

Ladders 86

Railing for shelf ladder 87

Accessories for increased bay height 87

CASTORS

Castor sets 89

Single castors 89

PANELS

STEEL PANELS

Perforated steel end panels 92

Micro perforated steel end panels 95

Steel end panel bay 100

GLASS PANELS

Acrylic glass end panels 102

Safety glass end panels 104

WOODEN PANELS

Wooden end panels 105

Wooden end panel bays 106

Wooden border with end panels and top shelf 108

DESIGN OPTIONS

STEEL COMPONENTS - PAINTED

A PRICE GROUP - BASIS PRICE (smooth finish)



A03
Traffic white
RAL 9016
Gloss 75-90




A02
Oyster white
RAL 1013
Gloss 40-50




A22
Moss green
RAL 6005
Gloss 71-85




A26
Fir green
RAL 6009
Gloss 71-85




A12
Steel blue
RAL 5011
Gloss 71-85




A13
Light grey
RAL 7035
Gloss 71-85




A15
Dusty grey
RAL 7037
Gloss 71-85




A16
Traffic grey
RAL 7043
Gloss 71-85




A17
Basalt grey
RAL 7012
Gloss 71-85



A18
Slate grey
RAL 7015
Gloss 71-85



A19
Anthracite grey
RAL 7016
Gloss 71-85




A25
Jet black
RAL 9005
Gloss 71-85


B PRICE GROUP - BASIS PRICE WITH 7% SURCHARGE (smooth finish)




A01
Pure white
RAL 9010
Gloss 71-85




A04
Traffic yellow
RAL 1023
Gloss 71-85




A05
Sun yellow
RAL 1037
Gloss 71-85



A06
Signal orange
RAL 2010
Gloss 71-85




A07
Pearl orange
RAL 2013
Gloss 65-85




A08
Flame red
RAL 3000
Gloss 71-85




A09
Ruby red
RAL 3003
Gloss 71-85




A21
Reseda green
RAL 6011
Gloss 71-85




A10
Pigeon blue
RAL 5014
Gloss 71-85



A11
Ocean blue
RAL 5020
Gloss 71-85



A14
White aluminium
RAL 9006
Gloss 50-70




A31
Grey aluminium
RAL 9007
Gloss 50-70


B PRICE GROUP - BASIS PRICE WITH 7% SURCHARGE (textured finish)




A27
Pure white
RAL 9010




A29
Concertina grey



A28
Grey aluminium
RAL 9007



A23
Anthracite grey
RAL 7016



A24
Graphite black
RAL 9011


Note:

- Other RAL/NCS colours have a starter fee of DKK 1.875 / GBP 215 / EUR 250 and a surcharge of 15%. A higher surcharge for colours with "metallic" look or different surface textures must be expected.
- See specific colour for steel gloss specification. Special requests outside specified gloss range are not covered by the above surcharges.
- Chrome, electro galvanised and aluminium parts are not available in other colours.
- Products such as e.g. castors and accurides cannot be produced in other colours than described in the price list.


DESIGN OPTIONS

WOODEN COMPONENTS - MELAMINE


A PRICE GROUP - BASIS PRICE



D61
Signal white
RAL 9003



D72
Oyster white
Similar to RAL 1013



D62
Pure white
Similar to RAL 9010



D63
Steel blue
RAL 5011



D71
Dusty grey
Similar to RAL 7037



D16
Basalt grey
Similar to RAL 7012



D19
Slate grey
Similar to RAL 7015 and
RAL 7016



D04
Beech decor



D05
Maple decor



D06
Cherry decor



D07
Oak decor



D08
Olive decor



D09
Birch decor

C PRICE GROUP - BASIS PRICE WITH 10% SURCHARGE



D64
Signal yellow
RAL 1003



D65
Yellow orange
RAL 2000



D66
Pure orange
RAL 2004



D67
Traffic red
RAL 3020




E02
Ruby red
Similar to RAL 3003



D13
Lime green
Similar to NCS S1060-G40Y



D68
Reseda green
Similar to RAL 6011




D14
Crystal blue
Similar to NCS S1020-R90B



D73
Pigeon blue
RAL 5014



D74
Ocean blue
Similar to RAL 5020



D69
Light grey
Similar to RAL 7035



D70
White aluminium
Similar to RAL 9006



D75
Jet black
Similar to RAL 9005

DESIGN OPTIONS

WOODEN COMPONENTS - VENEER

A PRICE GROUP - BASIS PRICE



55
Light steamed
beech



66
Oak



67
Maple



68
Ash



69
Birch


Note:

- The wooden veneers can also be stained for a surcharge of 25%, please ask Customer Service. Samples will be forwarded for approval.

DESIGN OPTIONS

ACRYLIC COMPONENTS

A PRICE GROUP - BASIS PRICE



030
Crystal clear



046
Frost white



047
Arctic blue



048
Paprika red



Biberach School library, Germany
Uniflex shelving with acrylic end panels

TECHNICAL SPECIFICATIONS

GENERAL SPECIFICATIONS

DIMENSIONS

Dimensions of each component can be found under the individual products.

MAXIMUM LOAD

Wooden and steel shelves are to be loaded with a maximum of 80 kg.

BAYS WITH CASTORS

Castors are mounted under the upright of the frame and are only to be mounted on a max. of 3 adjoining double-sided bays H1500 mm with back frame as connection element. Castors are available as soft/hard and with/without brakes. Max. load of 90 kg per castor.

Note: The height of the top shelf must not exceed 5 times the smallest distance of axles.

SHELVES

The top and bottom shelves are to be inserted directly into the frame. Other shelves require bearing rods that are inserted into the perforation of the frame and the shelf is then placed onto the bearing rods.

CONNECTION ELEMENT

The standard connection element is a back frame of 30 x 15 mm rectangular tube from upright to upright fixed with screws. A wooden back panel is also an option as connecting element.

ASSEMBLY

All shelving units come knocked-down. No special fittings or tools are needed.

TECHNICAL SPECIFICATIONS

STEEL COMPONENTS

STEEL COMPONENTS

are powder coated with standard polyester based powders that secures high UV resistance. Powders comply with EN 45545 (fireprotection - similar to DIN 4201). Thickness of the coating is 60-80 μ m.

The powder used includes:

- no triglycidylisocyanurate (TGIC)
- no heavy steel-containing pigments such as lead and cadmium
- no volatiles

Antibacterial equipping of surfaces upon request.

STEEL FRAMES

are made of 30 x 30 mm square steel tubes.

STEEL BACK FRAMES

are made of 30 x 15 x 2 mm rectangular steel tubes.

STEEL SHELVES

are made of 1 mm steel.

STEEL BARS FOR LOAD DISTRIBUTION

are made of 50 x 30 mm steel rectangular tube.

STEEL RAILING FOR LADDERS

is made of \varnothing 28 mm round steel tubing.

PERFORATED STEEL PANELS

are made of 1 mm steel. The panels either have round/square holes or slots. See specification below for size:
RG 5/25 = the round hole is 5 mm in diameter and the distance between the middle of the holes is 25 mm.
QG 10/62.5 = the square hole is 10 mm in size and the distance between the middle of the holes is 62.5 mm.
4/40 = the slot is 4 x 40 mm in size and the distance between the middle of the slots is 110 mm.

TECHNICAL SPECIFICATIONS

WOODEN/GLASS/ACRYLIC COMPONENTS

WOODEN COMPONENTS

are either melamine coated or have an environmental-friendly transparent lacquered veneer finish. Differences in colour underline the characteristics of veneer and cannot be avoided.

MELAMINE COATED/VENEER END PANELS

are made of 19 mm E1 quality particle board.

MELAMINE COATED/VENEER END PANEL BAYS

are made of 25 mm E1 quality particle board.

MELAMINE COATED/VENEER BACK PANELS

are made of 16 mm E1 quality particle board.

MELAMINE COATED/VENEER SHELVES

500 mm shelves are made of 25 mm E1 quality particle board.

750 mm shelves are made of 25 mm E1 quality particle board.

900 mm shelves are made of either 25 mm E1 quality particle board or 25 mm blockboard.

1000 mm shelves are made of 25 mm blockboard.

The longer shelves are made of block board to prevent the shelf from sagging.

MELAMINE COATED/VENEER TOP COVER

are made of 25 mm E1 quality particle board.

MELAMINE COATED/VENEER DOORS

are made of 19 mm E1 quality particle board.

GLASS COMPONENTS

GLASS DOORS

are made of 6 mm toughened glass (ESG).

GLASS DOORS WITH FRAME

are made of 19 mm E1 quality particle board and 4 mm glass.


SAFETY GLASS END PANELS

are made of 6 mm glass with mat foil.

ACRYLIC COMPONENTS

ACRYLIC END PANELS

are made of 5 mm acrylic.

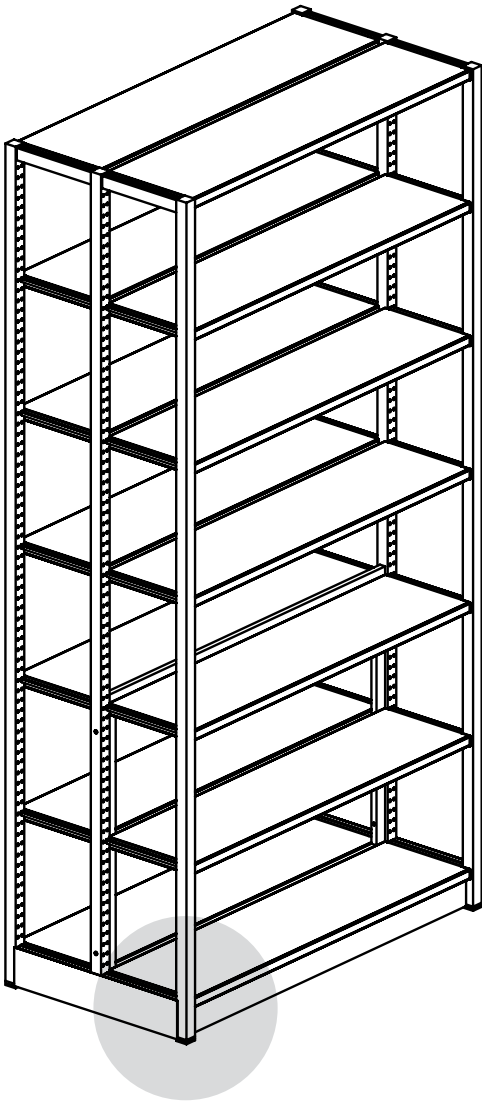


University Library, Antwerpen, Belgium
Uniflex-S shelving

TECHNICAL SPECIFICATIONS

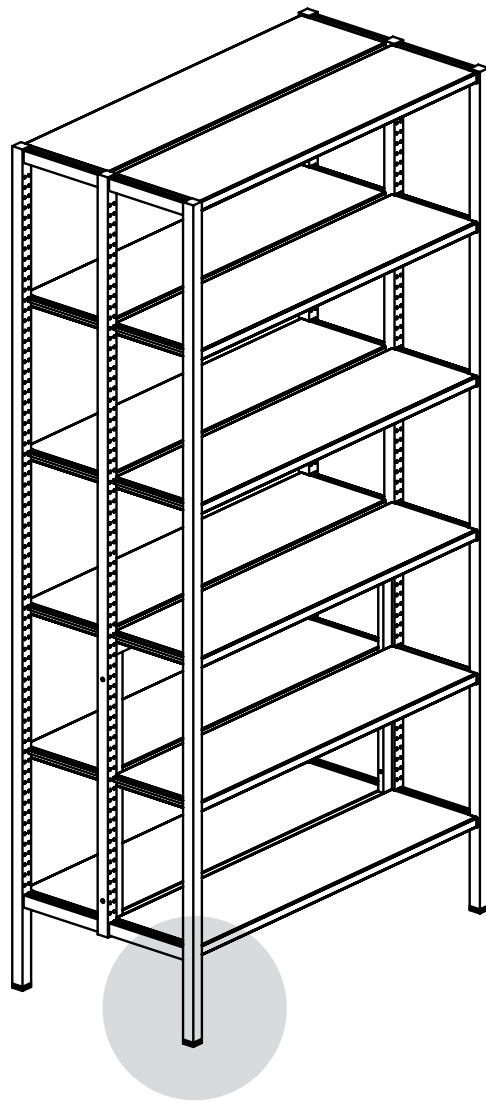
UNIFLEX-S

This system is constructed as a high volume shelving system, with only 100 mm from floor to bottom shelf, taking full advantage of the height of the shelving system. It is ideal for large volumes often used in scientific libraries. You have the option of closing of the Uniflex-S with a bottom shelf with plinth.



UNIFLEX-B

This system offers the open floor space often required for open-shelf libraries, as the bottom shelf is placed 230 mm above the floor and is without plinth.



UNIFLEX SHELVING

DEPTHS

The frames are available in 6 depths:

280 mm for 250 mm deep shelves

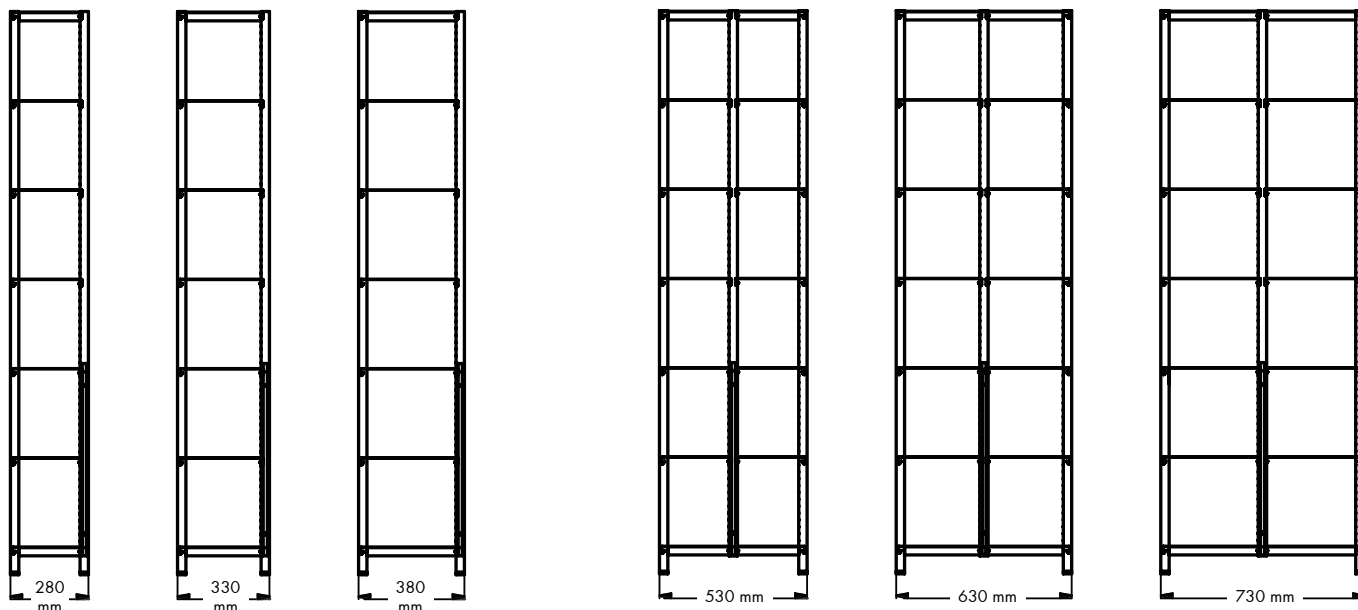
330 mm for 300 mm deep shelves

380 mm for 350 mm deep shelves

530 mm for 2 x 250 mm deep shelves

630 mm for 2 x 300 mm deep shelves

730 mm for 2 x 350 mm deep shelves

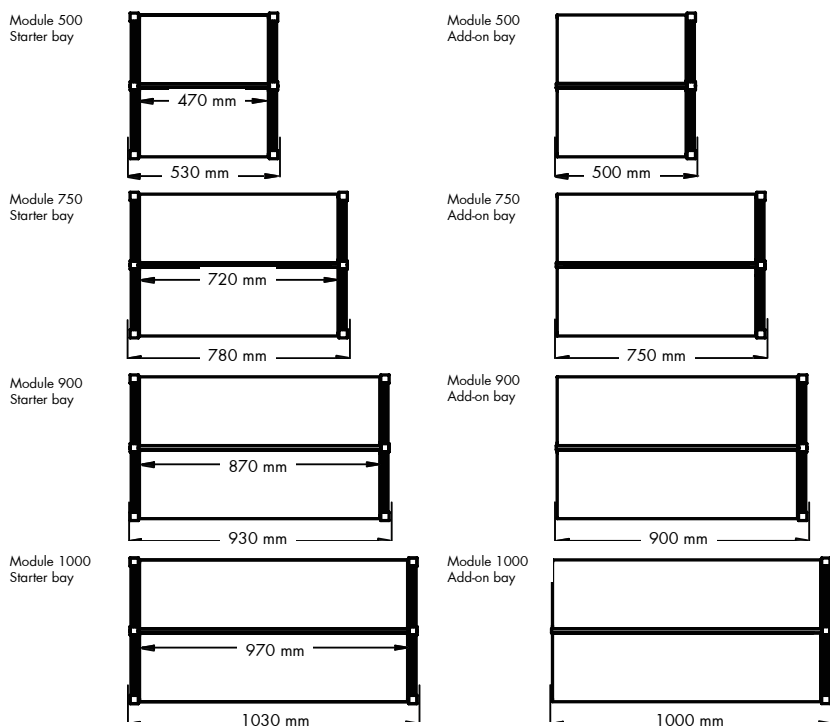


WIDTHS

The bays are available in 4 widths and as starter and

add-on bays. A starter bay has two frames and an

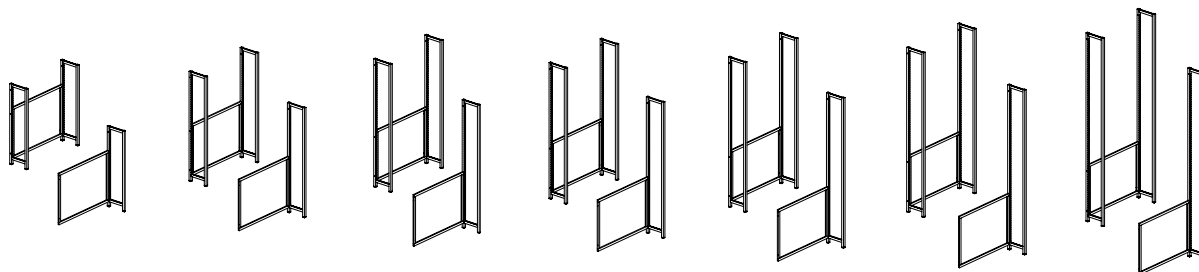
add-on bay has one frame.



UNIFLEX SHELVING

UNIFLEX-S - SINGLE-SIDED - BACK FRAME

The starter bay includes two single-sided frames, one back frame and fittings. The add-on bay includes one single-sided frame, one back frame and fittings. For shelves and functions, see from page 38.



Module mm	Shelf depth mm	Iter Stai	Price EUR	Item no. Add-on bay
H1100 mm				
500	250	BB430001251015001		BB430001251013001
500	300	BB430001351015001		BB430001351013001
500	350	BB430001551015001		BB430001551013001
750	250	BB430001271015001		BB430001271013001
750	300	BB430001371015001		BB430001371013001
750	350	BB430001571015001		BB430001571013001
900	250	BB430001291015001		BB430001291013001
900	300	BB430001391015001		BB430001391013001
900	350	BB430001591015001		BB430001591013001
1000	250	BB430001211015001		BB430001211013001
1000	300	BB430001311015001		BB430001311013001
1000	350	BB430001511015001		BB430001511013001
H1500 mm				
500	250	BB430002251015001		BB430002251013001
500	300	BB430002351015001		BB430002351013001
500	350	BB430002551015001		BB430002551013001
750	250	BB430002271015001		BB430002271013001
750	300	BB430002371015001		BB430002371013001
750	350	BB430002571015001		BB430002571013001
900	250	BB430002291015001		BB430002291013001
900	300	BB430002391015001		BB430002391013001
900	350	BB430002591015001		BB430002591013001
1000	250	BB430002211015001		BB430002211013001
1000	300	BB430002311015001		BB430002311013001
1000	350	BB430002511015001		BB430002511013001
H1750 mm				
500	250	BB430003251015001		BB430003251013001
500	300	BB430003351015001		BB430003351013001
500	350	BB430003551015001		BB430003551013001
750	250	BB430003271015001		BB430003271013001
750	300	BB430003371015001		BB430003371013001
750	350	BB430003571015001		BB430003571013001
900	250	BB430003291015001		BB430003291013001
900	300	BB430003391015001		BB430003391013001
900	350	BB430003591015001		BB430003591013001
1000	250	BB430003211015001		BB430003211013001
1000	300	BB430003311015001		BB430003311013001
1000	350	BB430003511015001		BB430003511013001

UNIFLEX SHELVING

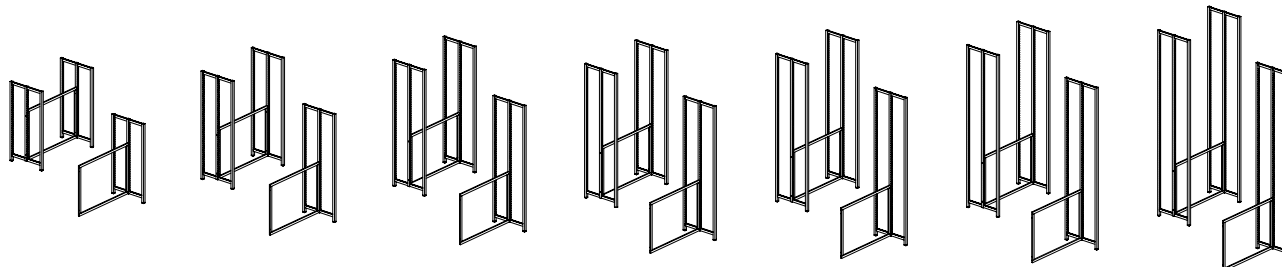
UNIFLEX-S - SINGLE-SIDED - BACK FRAME

Module mm	Shelf depth mm	Item no. Starter bay	Price EUR	Item no. Add-on bay
H1860 mm				
500	250	BB430004251015001		BB430004251013001
500	300	BB430004351015001		BB430004351013001
500	350	BB430004551015001		BB430004551013001
750	250	BB430004271015001		BB430004271013001
750	300	BB430004371015001		BB430004371013001
750	350	BB430004571015001		BB430004571013001
900	250	BB430004291015001		BB430004291013001
900	300	BB430004391015001		BB430004391013001
900	350	BB430004591015001		BB430004591013001
1000	250	BB430004211015001		BB430004211013001
1000	300	BB430004311015001		BB430004311013001
1000	350	BB430004511015001		BB430004511013001
H2050 mm				
500	250	BB430005251015001		BB430005251013001
500	300	BB430005351015001		BB430005351013001
500	350	BB430005551015001		BB430005551013001
750	250	BB430005271015001		BB430005271013001
750	300	BB430005371015001		BB430005371013001
750	350	BB430005571015001		BB430005571013001
900	250	BB430005291015001		BB430005291013001
900	300	BB430005391015001		BB430005391013001
900	350	BB430005591015001		BB430005591013001
1000	250	BB430005211015001		BB430005211013001
1000	300	BB430005311015001		BB430005311013001
1000	350	BB430005511015001		BB430005511013001
H2250 mm				
500	250	BB430006251015001		BB430006251013001
500	300	BB430006351015001		BB430006351013001
500	350	BB430006551015001		BB430006551013001
750	250	BB430006271015001		BB430006271013001
750	300	BB430006371015001		BB430006371013001
750	350	BB430006571015001		BB430006571013001
900	250	BB430006291015001		BB430006291013001
900	300	BB430006391015001		BB430006391013001
900	350	BB430006591015001		BB430006591013001
1000	250	BB430006211015001		BB430006211013001
1000	300	BB430006311015001		BB430006311013001
1000	350	BB430006511015001		BB430006511013001
H2575 mm				
500	250	BB430007251015001		BB430007251013001
500	300	BB430007351015001		BB430007351013001
500	350	BB430007551015001		BB430007551013001
750	250	BB430007271015001		BB430007271013001
750	300	BB430007371015001		BB430007371013001
750	350	BB430007571015001		BB430007571013001
900	250	BB430007291015001		BB430007291013001
900	300	BB430007391015001		BB430007391013001
900	350	BB430007591015001		BB430007591013001
1000	250	BB430007211015001		BB430007211013001
1000	300	BB430007311015001		BB430007311013001
1000	350	BB430007511015001		BB430007511013001

UNIFLEX SHELVING

UNIFLEX-S - DOUBLE-SIDED - BACK FRAME

The starter bay includes two double-sided frames, one back frame and fittings. The add-on bay includes one double-sided frame, one back frame and fittings. Castors can be added in two ways; directly underneath the frame, see configurations on page 24 or by adding a castor set underneath the back frame, see page 89. For shelves and functions, see from page 38.



Module mm	Shelf depth mm	Item no. Starter bay	Price EUR	Item no. Add-on bay
H1100 mm				
500	250	BB430001252015001		BB430001252013001
500	300	BB430001352015001		BB430001352013001
500	350	BB430001552015001		BB430001552013001
750	250	BB430001272015001		BB430001272013001
750	300	BB430001372015001		BB430001372013001
750	350	BB430001572015001		BB430001572013001
900	250	BB430001292015001		BB430001292013001
900	300	BB430001392015001		BB430001392013001
900	350	BB430001592015001		BB430001592013001
1000	250	BB430001212015001		BB430001212013001
1000	300	BB430001312015001		BB430001312013001
1000	350	BB430001512015001		BB430001512013001
H1500 mm				
500	250	BB430002252015001		BB430002252013001
500	300	BB430002352015001		BB430002352013001
500	350	BB430002552015001		BB430002552013001
750	250	BB430002272015001		BB430002272013001
750	300	BB430002372015001		BB430002372013001
750	350	BB430002572015001		BB430002572013001
900	250	BB430002292015001		BB430002292013001
900	300	BB430002392015001		BB430002392013001
900	350	BB430002592015001		BB430002592013001
1000	250	BB430002212015001		BB430002212013001
1000	300	BB430002312015001		BB430002312013001
1000	350	BB430002512015001		BB430002512013001
H1750 mm				
500	250	BB430003252015001		BB430003252013001
500	300	BB430003352015001		BB430003352013001
500	350	BB430003552015001		BB430003552013001
750	250	BB430003272015001		BB430003272013001
750	300	BB430003372015001		BB430003372013001
750	350	BB430003572015001		BB430003572013001
900	250	BB430003292015001		BB430003292013001
900	300	BB430003392015001		BB430003392013001
900	350	BB430003592015001		BB430003592013001
1000	250	BB430003212015001		BB430003212013001
1000	300	BB430003312015001		BB430003312013001
1000	350	BB430003512015001		BB430003512013001

UNIFLEX SHELVING

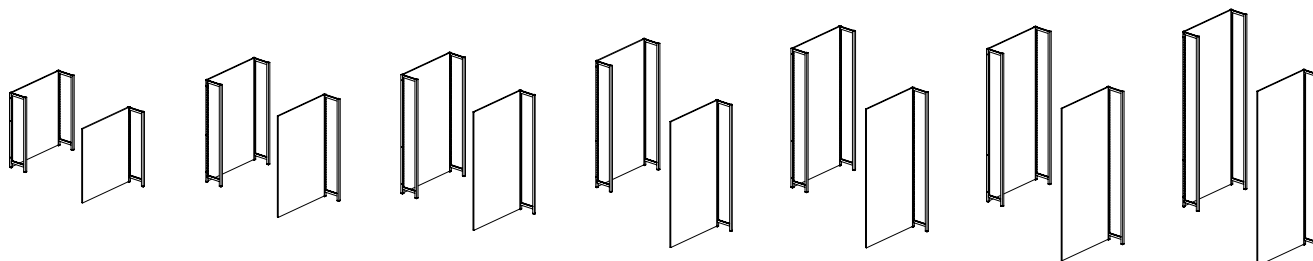
UNIFLEX-S - DOUBLE-SIDED - BACK FRAME

Module mm	Shelf depth mm	Item no. Starter bay	Price EUR	Item no. Add-on bay
H1860 mm				
500	250	BB430004252015001		BB430004252013001
500	300	BB430004352015001		BB430004352013001
500	350	BB430004552015001		BB430004552013001
750	250	BB430004272015001		BB430004272013001
750	300	BB430004372015001		BB430004372013001
750	350	BB430004572015001		BB430004572013001
900	250	BB430004292015001		BB430004292013001
900	300	BB430004392015001		BB430004392013001
900	350	BB430004592015001		BB430004592013001
1000	250	BB430004212015001		BB430004212013001
1000	300	BB430004312015001		BB430004312013001
1000	350	BB430004512015001		BB430004512013001
H2050 mm				
500	250	BB430005252015001		BB430005252013001
500	300	BB430005352015001		BB430005352013001
500	350	BB430005552015001		BB430005552013001
750	250	BB430005272015001		BB430005272013001
750	300	BB430005372015001		BB430005372013001
750	350	BB430005572015001		BB430005572013001
900	250	BB430005292015001		BB430005292013001
900	300	BB430005392015001		BB430005392013001
900	350	BB430005592015001		BB430005592013001
1000	250	BB430005212015001		BB430005212013001
1000	300	BB430005312015001		BB430005312013001
1000	350	BB430005512015001		BB430005512013001
H2250 mm				
500	250	BB430006252015001		BB430006252013001
500	300	BB430006352015001		BB430006352013001
500	350	BB430006552015001		BB430006552013001
750	250	BB430006272015001		BB430006272013001
750	300	BB430006372015001		BB430006372013001
750	350	BB430006572015001		BB430006572013001
900	250	BB430006292015001		BB430006292013001
900	300	BB430006392015001		BB430006392013001
900	350	BB430006592015001		BB430006592013001
1000	250	BB430006212015001		BB430006212013001
1000	300	BB430006312015001		BB430006312013001
1000	350	BB430006512015001		BB430006512013001
H2575 mm				
500	250	BB430007252015001		BB430007252013001
500	300	BB430007352015001		BB430007352013001
500	350	BB430007552015001		BB430007552013001
750	250	BB430007272015001		BB430007272013001
750	300	BB430007372015001		BB430007372013001
750	350	BB430007572015001		BB430007572013001
900	250	BB430007292015001		BB430007292013001
900	300	BB430007392015001		BB430007392013001
900	350	BB430007592015001		BB430007592013001
1000	250	BB430007212015001		BB430007212013001
1000	300	BB430007312015001		BB430007312013001
1000	350	BB430007512015001		BB430007512013001

UNIFLEX SHELVING

UNIFLEX-S - SINGLE-SIDED - WOODEN BACK PANEL

The starter bay includes two single-sided frames, one back panel (floor level) and fittings. The add-on bay includes one single-sided frame, one back panel and fittings. For shelves and functions, see from page 38.



Module mm	Shelf depth mm	Item no. Starter bay	Price EUR	Item no. Add-on bay
H1100 mm				
500	250	BB430001251015002		BB430001251013002
500	300	BB430001351015002		BB430001351013002
500	350	BB430001551015002		BB430001551013002
750	250	BB430001271015002		BB430001271013002
750	300	BB430001371015002		BB430001371013002
750	350	BB430001571015002		BB430001571013002
900	250	BB430001291015002		BB430001291013002
900	300	BB430001391015002		BB430001391013002
900	350	BB430001591015002		BB430001591013002
1000	250	BB430001211015002		BB430001211013002
1000	300	BB430001311015002		BB430001311013002
1000	350	BB430001511015002		BB430001511013002
H1500 mm				
500	250	BB430002251015002		BB430002251013002
500	300	BB430002351015002		BB430002351013002
500	350	BB430002551015002		BB430002551013002
750	250	BB430002271015002		BB430002271013002
750	300	BB430002371015002		BB430002371013002
750	350	BB430002571015002		BB430002571013002
900	250	BB430002291015002		BB430002291013002
900	300	BB430002391015002		BB430002391013002
900	350	BB430002591015002		BB430002591013002
1000	250	BB430002211015002		BB430002211013002
1000	300	BB430002311015002		BB430002311013002
1000	350	BB430002511015002		BB430002511013002
H1750 mm				
500	250	BB430003251015002		BB430003251013002
500	300	BB430003351015002		BB430003351013002
500	350	BB430003551015002		BB430003551013002
750	250	BB430003271015002		BB430003271013002
750	300	BB430003371015002		BB430003371013002
750	350	BB430003571015002		BB430003571013002
900	250	BB430003291015002		BB430003291013002
900	300	BB430003391015002		BB430003391013002
900	350	BB430003591015002		BB430003591013002
1000	250	BB430003211015002		BB430003211013002
1000	300	BB430003311015002		BB430003311013002
1000	350	BB430003511015002		BB430003511013002

UNIFLEX SHELVING

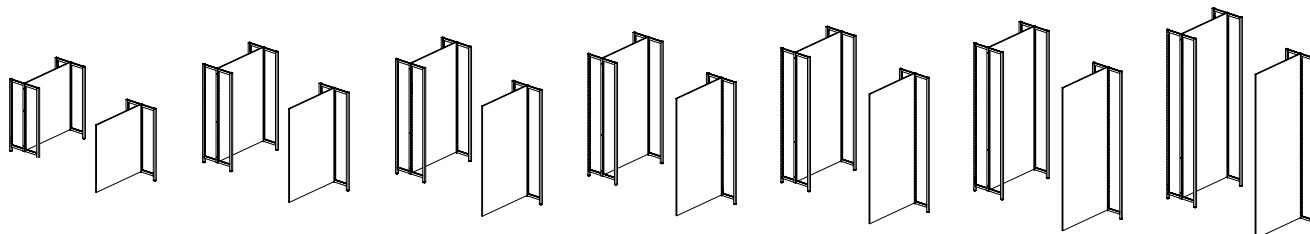
UNIFLEX-S - SINGLE-SIDED - WOODEN BACK PANEL

Module mm	Shelf depth mm	Item no. Starter bay	Price EUR	Item no. Add-on bay
H1860 mm				
500	250	BB430004251015002		BB430004251013002
500	300	BB430004351015002		BB430004351013002
500	350	BB430004551015002		BB430004551013002
750	250	BB430004271015002		BB430004271013002
750	300	BB430004371015002		BB430004371013002
750	350	BB430004571015002		BB430004571013002
900	250	BB430004291015002		BB430004291013002
900	300	BB430004391015002		BB430004391013002
900	350	BB430004591015002		BB430004591013002
1000	250	BB430004211015002		BB430004211013002
1000	300	BB430004311015002		BB430004311013002
1000	350	BB430004511015002		BB430004511013002
H2050 mm				
500	250	BB430005251015002		BB430005251013002
500	300	BB430005351015002		BB430005351013002
500	350	BB430005551015002		BB430005551013002
750	250	BB430005271015002		BB430005271013002
750	300	BB430005371015002		BB430005371013002
750	350	BB430005571015002		BB430005571013002
900	250	BB430005291015002		BB430005291013002
900	300	BB430005391015002		BB430005391013002
900	350	BB430005591015002		BB430005591013002
1000	250	BB430005211015002		BB430005211013002
1000	300	BB430005311015002		BB430005311013002
1000	350	BB430005511015002		BB430005511013002
H2250 mm				
500	250	BB430006251015002		BB430006251013002
500	300	BB430006351015002		BB430006351013002
500	350	BB430006551015002		BB430006551013002
750	250	BB430006271015002		BB430006271013002
750	300	BB430006371015002		BB430006371013002
750	350	BB430006571015002		BB430006571013002
900	250	BB430006291015002		BB430006291013002
900	300	BB430006391015002		BB430006391013002
900	350	BB430006591015002		BB430006591013002
1000	250	BB430006211015002		BB430006211013002
1000	300	BB430006311015002		BB430006311013002
1000	350	BB430006511015002		BB430006511013002
H2575 mm				
500	250	BB430007251015002		BB430007251013002
500	300	BB430007351015002		BB430007351013002
500	350	BB430007551015002		BB430007551013002
750	250	BB430007271015002		BB430007271013002
750	300	BB430007371015002		BB430007371013002
750	350	BB430007571015002		BB430007571013002
900	250	BB430007291015002		BB430007291013002
900	300	BB430007391015002		BB430007391013002
900	350	BB430007591015002		BB430007591013002
1000	250	BB430007211015002		BB430007211013002
1000	300	BB430007311015002		BB430007311013002
1000	350	BB430007511015002		BB430007511013002

UNIFLEX SHELVING

UNIFLEX-S - DOUBLE-SIDED - WOODEN BACK PANEL

The starter bay includes two double-sided frames, one back panel (base free) and fittings. The add-on bay includes one double-sided frame, one back panel and fittings. For shelves and functions, see from page 38.



Module mm	Shelf depth mm	Item no. Starter bay	Price EUR	Item no. Add-on bay
H1100 mm				
500	250	BB430001252015002		BB430001252013002
500	300	BB430001352015002		BB430001352013002
500	350	BB430001552015002		BB430001552013002
750	250	BB430001272015002		BB430001272013002
750	300	BB430001372015002		BB430001372013002
750	350	BB430001572015002		BB430001572013002
900	250	BB430001292015002		BB430001292013002
900	300	BB430001392015002		BB430001392013002
900	350	BB430001592015002		BB430001592013002
1000	250	BB430001212015002		BB430001212013002
1000	300	BB430001312015002		BB430001312013002
1000	350	BB430001512015002		BB430001512013002
H1500 mm				
500	250	BB430002252015002		BB430002252013002
500	300	BB430002352015002		BB430002352013002
500	350	BB430002552015002		BB430002552013002
750	250	BB430002272015002		BB430002272013002
750	300	BB430002372015002		BB430002372013002
750	350	BB430002572015002		BB430002572013002
900	250	BB430002292015002		BB430002292013002
900	300	BB430002392015002		BB430002392013002
900	350	BB430002592015002		BB430002592013002
1000	250	BB430002212015002		BB430002212013002
1000	300	BB430002312015002		BB430002312013002
1000	350	BB430002512015002		BB430002512013002
H1750 mm				
500	250	BB430003252015002		BB430003252013002
500	300	BB430003352015002		BB430003352013002
500	350	BB430003552015002		BB430003552013002
750	250	BB430003272015002		BB430003272013002
750	300	BB430003372015002		BB430003372013002
750	350	BB430003572015002		BB430003572013002
900	250	BB430003292015002		BB430003292013002
900	300	BB430003392015002		BB430003392013002
900	350	BB430003592015002		BB430003592013002
1000	250	BB430003212015002		BB430003212013002
1000	300	BB430003312015002		BB430003312013002
1000	350	BB430003512015002		BB430003512013002

UNIFLEX SHELVING

UNIFLEX-S - DOUBLE-SIDED - WOODEN BACK PANEL

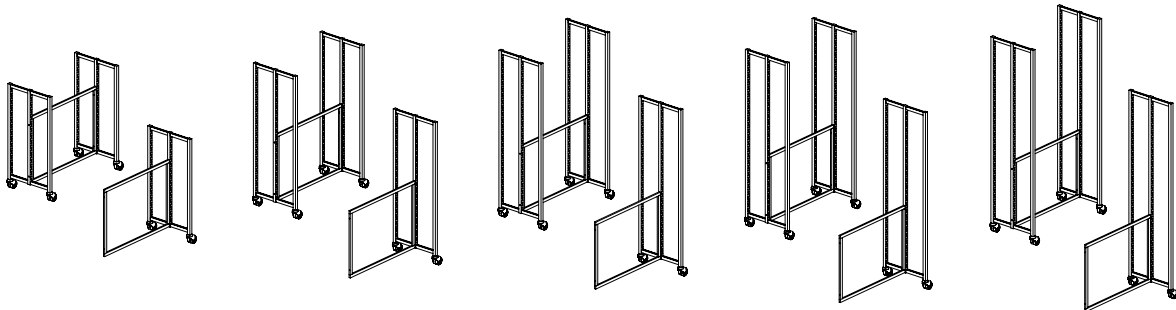
Module mm	Shelf depth mm	Item no. Starter bay	Price EUR	Item no. Add-on bay
H1860 mm				
500	250	BB430004252015002		BB430004252013002
500	300	BB430004352015002		BB430004352013002
500	350	BB430004552015002		BB430004552013002
750	250	BB430004272015002		BB430004272013002
750	300	BB430004372015002		BB430004372013002
750	350	BB430004572015002		BB430004572013002
900	250	BB430004292015002		BB430004292013002
900	300	BB430004392015002		BB430004392013002
900	350	BB430004592015002		BB430004592013002
1000	250	BB430004212015002		BB430004212013002
1000	300	BB430004312015002		BB430004312013002
1000	350	BB430004512015002		BB430004512013002
H2050 mm				
500	250	BB430005252015002		BB430005252013002
500	300	BB430005352015002		BB430005352013002
500	350	BB430005552015002		BB430005552013002
750	250	BB430005272015002		BB430005272013002
750	300	BB430005372015002		BB430005372013002
750	350	BB430005572015002		BB430005572013002
900	250	BB430005292015002		BB430005292013002
900	300	BB430005392015002		BB430005392013002
900	350	BB430005592015002		BB430005592013002
1000	250	BB430005212015002		BB430005212013002
1000	300	BB430005312015002		BB430005312013002
1000	350	BB430005512015002		BB430005512013002
H2250 mm				
500	250	BB430006252015002		BB430006252013002
500	300	BB430006352015002		BB430006352013002
500	350	BB430006552015002		BB430006552013002
750	250	BB430006272015002		BB430006272013002
750	300	BB430006372015002		BB430006372013002
750	350	BB430006572015002		BB430006572013002
900	250	BB430006292015002		BB430006292013002
900	300	BB430006392015002		BB430006392013002
900	350	BB430006592015002		BB430006592013002
1000	250	BB430006212015002		BB430006212013002
1000	300	BB430006312015002		BB430006312013002
1000	350	BB430006512015002		BB430006512013002
H2575 mm				
500	250	BB430007252015002		BB430007252013002
500	300	BB430007352015002		BB430007352013002
500	350	BB430007552015002		BB430007552013002
750	250	BB430007272015002		BB430007272013002
750	300	BB430007372015002		BB430007372013002
750	350	BB430007572015002		BB430007572013002
900	250	BB430007292015002		BB430007292013002
900	300	BB430007392015002		BB430007392013002
900	350	BB430007592015002		BB430007592013002
1000	250	BB430007212015002		BB430007212013002
1000	300	BB430007312015002		BB430007312013002
1000	350	BB430007512015002		BB430007512013002

UNIFLEX SHELVING

UNIFLEX-S - DOUBLE-SIDED - BACK FRAME - CASTORS

The starter bay includes two double-sided frames, one back frame, fittings and 4 hard castors fitted underneath the frame. The add-on bay includes one double-sided frame, one back frame, fittings and 2 hard castors fitted underneath the frame. Castors are available as soft/hard and with/without brakes. The height of the shelving system with castors remains the same as without castors, as the frame is shortened. See recommendation below for amount of bays with castors that can be connected. Do not connect more than three bays. If you wish to add end panels to bays with castors, note that the panels will be shortened and will not reach the floor due to the castors. For shelves and functions, see from page 38.

- 1 bay on castors: H1100 - 2050 mm
- 2 bays on castors: H1100 - 2050 mm
- 3 bays on castors: H1100 mm only



Module mm	Shelf depth mm	Item no. Starter bay	Price EUR	Item no. Add-on bay
H1100 mm				
500	250	BB430551250153000		BB430051250133000
500	300	BB430051350153000		BB430051350133000
500	350	BB430051550153000		BB430051550133000
750	250	BB430051270153000		BB430051270133000
750	300	BB430051370153000		BB430051370133000
750	350	BB430051570153000		BB430051570133000
900	250	BB430051290153000		BB430051290133000
900	300	BB430051390153000		BB430051390133000
900	350	BB430051590153000		BB430051590133000
1000	250	BB430051210153000		BB430051210133000
1000	300	BB430051310153000		BB430051310133000
1000	350	BB430051510153000		BB430051510133000
H1500 mm				
500	250	BB430052250153000		BB430052250133000
500	300	BB430052350153000		BB430052350133000
500	350	BB430052550153000		BB430052550133000
750	250	BB430052270153000		BB430052270133000
750	300	BB430052370153000		BB430052370133000
750	350	BB430052570153000		BB430052570133000
900	250	BB430052290153000		BB430052290133000
900	300	BB430052390153000		BB430052390133000
900	350	BB430052590153000		BB430052590133000
1000	250	BB430052210153000		BB430052210133000
1000	300	BB430052310153000		BB430052310133000
1000	350	BB430052510153000		BB430052510133000

UNIFLEX SHELVING

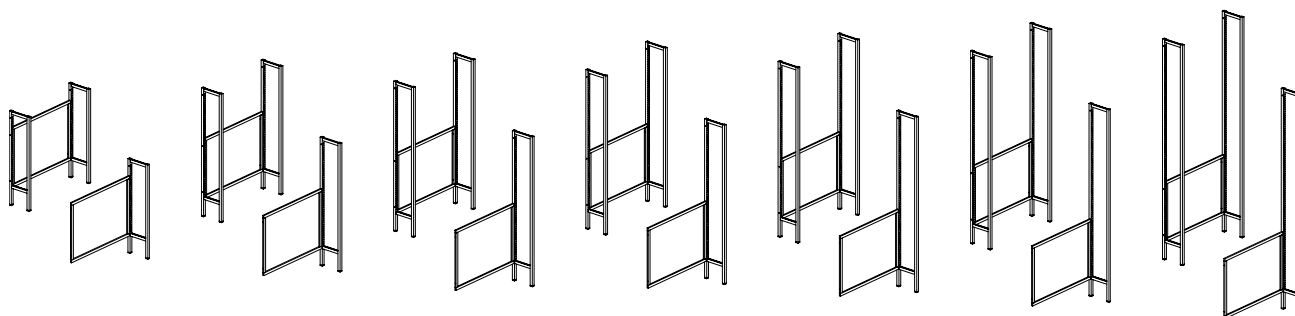
UNIFLEX-S - DOUBLE-SIDED - BACK FRAME - CASTORS

Module mm	Shelf depth mm	Item no. Starter bay	Price EUR	Item no. Add-on bay
H1750 mm				
500	250	BB430053250153000		BB430053250133000
500	300	BB430053350153000		BB430053350133000
500	350	BB430053550153000		BB430053550133000
750	250	BB430053270153000		BB430053270133000
750	300	BB430053370153000		BB430053370133000
750	350	BB430053570153000		BB430053570133000
900	250	BB430053290153000		BB430053290133000
900	300	BB430053390153000		BB430053390133000
900	350	BB430053590153000		BB430053590133000
1000	250	BB430053210153000		BB430053210133000
1000	300	BB430053310153000		BB430053310133000
1000	350	BB430053510153000		BB430053510133000
H1860 mm				
500	250	BB430054250153000		BB430054250133000
500	300	BB430054350153000		BB430054350133000
500	350	BB430054550153000		BB430054550133000
750	250	BB430054270153000		BB430054270133000
750	300	BB430054370153000		BB430054370133000
750	350	BB430054570153000		BB430054570133000
900	250	BB430054290153000		BB430054290133000
900	300	BB430054390153000		BB430054390133000
900	350	BB430054590153000		BB430054590133000
1000	250	BB430054210153000		BB430054210133000
1000	300	BB430054310153000		BB430054310133000
1000	350	BB430054510153000		BB430054510133000
H2050 mm				
500	250	BB430055250153000		BB430055250133000
500	300	BB430055350153000		BB430055350133000
500	350	BB430055550153000		BB430055550133000
750	250	BB430055270153000		BB430055270133000
750	300	BB430055370153000		BB430055370133000
750	350	BB430055570153000		BB430055570133000
900	250	BB430055290153000		BB430055290133000
900	300	BB430055390153000		BB430055390133000
900	350	BB430055590153000		BB430055590133000
1000	250	BB430055210153000		BB430055210133000
1000	300	BB430055310153000		BB430055310133000
1000	350	BB430055510153000		BB430055510133000

UNIFLEX SHELVING

UNIFLEX-B - SINGLE-SIDED - BACK FRAME

The starter bay includes two single-sided frames, one back frame and fittings. The add-on bay includes one single-sided frame, one back frame and fittings. For shelves and function, see from page 38.



Module mm	Shelf depth mm	Item no. Starter bay	Price EUR	Item no. Add-on bay	I
H1100 mm					
500	250	BB430501251015000		BB430501251013000	
500	300	BB430501351015000		BB430501351013000	
500	350	BB430501551015000		BB430501551013000	
750	250	BB430501271015000		BB430501271013000	
750	300	BB430501371015000		BB430501371013000	
750	350	BB430501571015000		BB430501571013000	
900	250	BB430501291015000		BB430501291013000	
900	300	BB430501391015000		BB430501391013000	
900	350	BB430501591015000		BB430501591013000	
1000	250	BB430501211015000		BB430501211013000	
1000	300	BB430501311015000		BB430501311013000	
1000	350	BB430501511015000		BB430501511013000	
H1500 mm					
500	250	BB430502251015000		BB430502251013000	
500	300	BB430502351015000		BB430502351013000	
500	350	BB430502551015000		BB430502551013000	
750	250	BB430502271015000		BB430502271013000	
750	300	BB430502371015000		BB430502371013000	
750	350	BB430502571015000		BB430502571013000	
900	250	BB430502291015000		BB430502291013000	
900	300	BB430502391015000		BB430502391013000	
900	350	BB430502591015000		BB430502591013000	
1000	250	BB430502211015000		BB430502211013000	
1000	300	BB430502311015000		BB430502311013000	
1000	350	BB430502511015000		BB430502511013000	
H1750 mm					
500	250	BB430503251015000		BB430503251013000	
500	300	BB430503351015000		BB430503351013000	
500	350	BB430503551015000		BB430503551013000	
750	250	BB430503271015000		BB430503271013000	
750	300	BB430503371015000		BB430503371013000	
750	350	BB430503571015000		BB430503571013000	
900	250	BB430503291015000		BB430503291013000	
900	300	BB430503391015000		BB430503391013000	
900	350	BB430503591015000		BB430503591013000	
1000	250	BB430503211015000		BB430503211013000	
1000	300	BB430503311015000		BB430503311013000	
1000	350	BB430503511015000		BB430503511013000	

UNIFLEX SHELVING

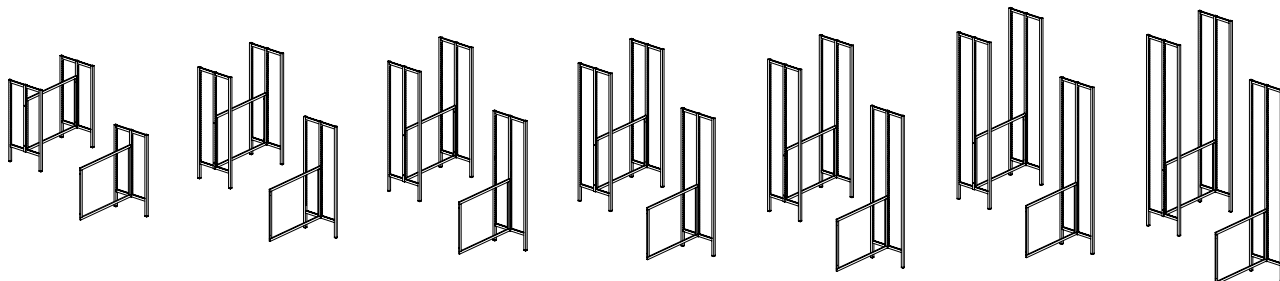
UNIFLEX-B - SINGLE-SIDED - BACK FRAME

Module mm	Shelf depth mm	Item no. Starter bay	Price EUR	Item no. Add-on bay
H1860 mm				
500	250	BB430504251015000		BB430504251013000
500	300	BB430504351015000		BB430504351013000
500	350	BB430504551015000		BB430504551013000
750	250	BB430504271015000		BB430504271013000
750	300	BB430504371015000		BB430504371013000
750	350	BB430504571015000		BB430504571013000
900	250	BB430504291015000		BB430504291013000
900	300	BB430504391015000		BB430504391013000
900	350	BB430504591015000		BB430504591013000
1000	250	BB430504211015000		BB430504211013000
1000	300	BB430504311015000		BB430504311013000
1000	350	BB430504511015000		BB430504511013000
H2050 mm				
500	250	BB430505251015000		BB430505251013000
500	300	BB430505351015000		BB430505351013000
500	350	BB430505551015000		BB430505551013000
750	250	BB430505271015000		BB430505271013000
750	300	BB430505371015000		BB430505371013000
750	350	BB430505571015000		BB430505571013000
900	250	BB430505291015000		BB430505291013000
900	300	BB430505391015000		BB430505391013000
900	350	BB430505591015000		BB430505591013000
1000	250	BB430505211015000		BB430505211013000
1000	300	BB430505311015000		BB430505311013000
1000	350	BB430505511015000		BB430505511013000
H2250 mm				
500	250	BB430506251015000		BB430506251013000
500	300	BB430506351015000		BB430506351013000
500	350	BB430506551015000		BB430506551013000
750	250	BB430506271015000		BB430506271013000
750	300	BB430506371015000		BB430506371013000
750	350	BB430506571015000		BB430506571013000
900	250	BB430506291015000		BB430506291013000
900	300	BB430506391015000		BB430506391013000
900	350	BB430506591015000		BB430506591013000
1000	250	BB430506211015000		BB430506211013000
1000	300	BB430506311015000		BB430506311013000
1000	350	BB430506511015000		BB430506511013000
H2575 mm				
500	250	BB430507251015000		BB430507251013000
500	300	BB430507351015000		BB430507351013000
500	350	BB430507551015000		BB430507551013000
750	250	BB430507271015000		BB430507271013000
750	300	BB430507371015000		BB430507371013000
750	350	BB430507571015000		BB430507571013000
900	250	BB430507291015000		BB430507291013000
900	300	BB430507391015000		BB430507391013000
900	350	BB430507591015000		BB430507591013000
1000	250	BB430507211015000		BB430507211013000
1000	300	BB430507311015000		BB430507311013000
1000	350	BB430507511015000		BB430507511013000

UNIFLEX SHELVING

UNIFLEX-B - DOUBLE-SIDED - BACK FRAME

The starter bay includes two double-sided frames, one back frame and fittings. The add-on bay includes one double-sided frame, one back frame and fittings. Castors can be added by fitting a castor set underneath the back frame, see page 89. For shelves and functions, see from page 38.



Module mm	Shelf depth mm	Item no. Starter bay	Price EUR	Item no. Add-on bay
H1100 mm				
500	250	BB430501252015000		BB430501252013000
500	300	BB430501352015000		BB430501352013000
500	350	BB430501552015000		BB430501552013000
750	250	BB430501272015000		BB430501272013000
750	300	BB430501372015000		BB430501372013000
750	350	BB430501572015000		BB430501572013000
900	250	BB430501292015000		BB430501292013000
900	300	BB430501392015000		BB430501392013000
900	350	BB430501592015000		BB430501592013000
1000	250	BB430501212015000		BB430501212013000
1000	300	BB430501312015000		BB430501312013000
1000	350	BB430501512015000		BB430501512013000
H1500 mm				
500	250	BB430502252015000		BB430502252013000
500	300	BB430502352015000		BB430502352013000
500	350	BB430502552015000		BB430502552013000
750	250	BB430502272015000		BB430502272013000
750	300	BB430502372015000		BB430502372013000
750	350	BB430502572015000		BB430502572013000
900	250	BB430502292015000		BB430502292013000
900	300	BB430502392015000		BB430502392013000
900	350	BB430502592015000		BB430502592013000
1000	250	BB430502212015000		BB430502212013000
1000	300	BB430502312015000		BB430502312013000
1000	350	BB430502512015000		BB430502512013000
H1750 mm				
500	250	BB430503252015000		BB430503252013000
500	300	BB430503352015000		BB430503352013000
500	350	BB430503552015000		BB430503552013000
750	250	BB430503272015000		BB430503272013000
750	300	BB430503372015000		BB430503372013000
750	350	BB430503572015000		BB430503572013000
900	250	BB430503292015000		BB430503292013000
900	300	BB430503392015000		BB430503392013000
900	350	BB430503592015000		BB430503592013000
1000	250	BB430503212015000		BB430503212013000
1000	300	BB430503312015000		BB430503312013000
1000	350	BB430503512015000		BB430503512013000

UNIFLEX SHELVING

UNIFLEX-B - DOUBLE-SIDED - BACK FRAME

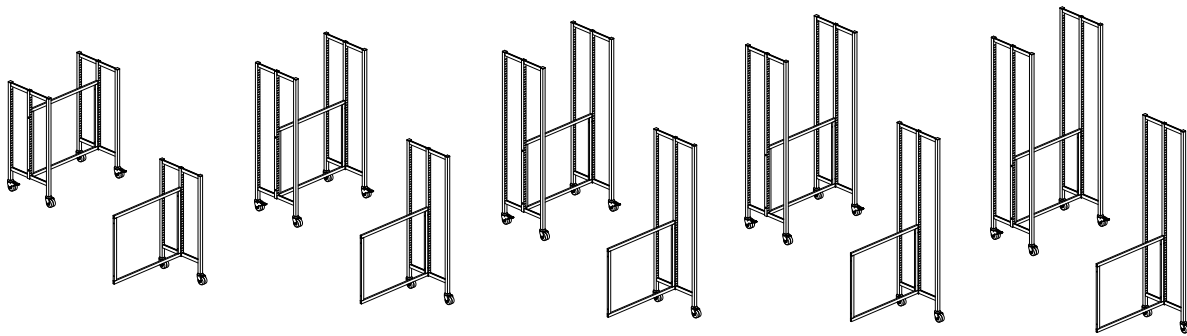
Module mm	Shelf depth mm	Item no. Starter bay	Price EUR	Item no. Add-on bay
H1860 mm				
500	250	BB430504252015000		BB430504252013000
500	300	BB430504352015000		BB430504352013000
500	350	BB430504552015000		BB430504552013000
750	250	BB430504272015000		BB430504272013000
750	300	BB430504372015000		BB430504372013000
750	350	BB430504572015000		BB430504572013000
900	250	BB430504292015000		BB430504292013000
900	300	BB430504392015000		BB430504392013000
900	350	BB430504592015000		BB430504592013000
1000	250	BB430504212015000		BB430504212013000
1000	300	BB430504312015000		BB430504312013000
1000	350	BB430504512015000		BB430504512013000
H2050 mm				
500	250	BB430505252015000		BB430505252013000
500	300	BB430505352015000		BB430505352013000
500	350	BB430505552015000		BB430505552013000
750	250	BB430505272015000		BB430505272013000
750	300	BB430505372015000		BB430505372013000
750	350	BB430505572015000		BB430505572013000
900	250	BB430505292015000		BB430505292013000
900	300	BB430505392015000		BB430505392013000
900	350	BB430505592015000		BB430505592013000
1000	250	BB430505212015000		BB430505212013000
1000	300	BB430505312015000		BB430505312013000
1000	350	BB430505512015000		BB430505512013000
H2250 mm				
500	250	BB430506252015000		BB430506252013000
500	300	BB430506352015000		BB430506352013000
500	350	BB430506552015000		BB430506552013000
750	250	BB430506272015000		BB430506272013000
750	300	BB430506372015000		BB430506372013000
750	350	BB430506572015000		BB430506572013000
900	250	BB430506292015000		BB430506292013000
900	300	BB430506392015000		BB430506392013000
900	350	BB430506592015000		BB430506592013000
1000	250	BB430506212015000		BB430506212013000
1000	300	BB430506312015000		BB430506312013000
1000	350	BB430506512015000		BB430506512013000
H2575 mm				
500	250	BB430507252015000		BB430507252013000
500	300	BB430507352015000		BB430507352013000
500	350	BB430507552015000		BB430507552013000
750	250	BB430507272015000		BB430507272013000
750	300	BB430507372015000		BB430507372013000
750	350	BB430507572015000		BB430507572013000
900	250	BB430507292015000		BB430507292013000
900	300	BB430507392015000		BB430507392013000
900	350	BB430507592015000		BB430507592013000
1000	250	BB430507212015000		BB430507212013000
1000	300	BB430507312015000		BB430507312013000
1000	350	BB430507512015000		BB430507512013000

UNIFLEX SHELVING

UNIFLEX-B - DOUBLE-SIDED - BACK FRAME - CASTORS

The starter bay includes two double-sided frames, one back frame, fittings and 4 hard castors fitted underneath the frame. The add-on bay includes one double-sided frame, one back frame, fittings and 2 hard castors fitted underneath the frame. Castors are available as soft/hard and with/without brakes. The height of the shelving system with castors remains the same as without castors, as the frame is shortened. See recommendation below for amount of bays with castors that can be connected. Do not connect more than three bays. If you wish to add end panels to bays with castors, note that the panels will be shortened and will not reach the floor due to the castors. For shelves and functions, see from page 38.

- 1 bay on castors: H1100 - 2050 mm
- 2 bays on castors: H1100 - 2050 mm
- 3 bays on castors: H1100 mm only



Module mm	Shelf depth mm	Item no. Starter bay	Price EUR	Item no. Add-on bay
H1100 mm				
500	250	BB430551250153000		BB430551250133000
500	300	BB430551350153000		BB430551350133000
500	350	BB430551550153000		BB430551550133000
750	250	BB430551270153000		BB430551270133000
750	300	BB430551370153000		BB430551370133000
750	350	BB430551570153000		BB430551570133000
900	250	BB430551290153000		BB430551290133000
900	300	BB430551390153000		BB430551390133000
900	350	BB430551590153000		BB430551590133000
1000	250	BB430551210153000		BB430551210133000
1000	300	BB430551310153000		BB430551310133000
1000	350	BB430551510153000		BB430551510133000
H1500 mm				
500	250	BB430552250153000		BB430552250133000
500	300	BB430552350153000		BB430552350133000
500	350	BB430552550153000		BB430552550133000
750	250	BB430552270153000		BB430552270133000
750	300	BB430552370153000		BB430552370133000
750	350	BB430552570153000		BB430552570133000
900	250	BB430552290153000		BB430552290133000
900	300	BB430552390153000		BB430552390133000
900	350	BB430552590153000		BB430552590133000
1000	250	BB430552210153000		BB430552210133000
1000	300	BB430552310153000		BB430552310133000
1000	350	BB430552510153000		BB430552510133000

UNIFLEX SHELVING

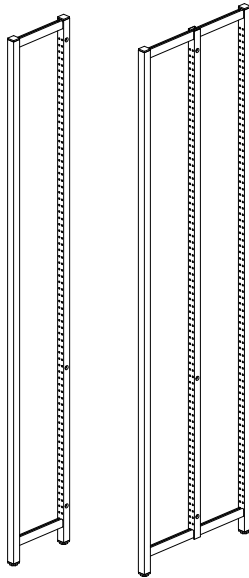
UNIFLEX-S - DOUBLE-SIDED - BACK FRAME - CASTORS

Module mm	Shelf depth mm	Item no. Starter bay	Price EUR	Item no. Add-on bay
H1750 mm				
500	250	BB430553250153000		BB430553250133000
500	300	BB430553350153000		BB430553350133000
500	350	BB430553550153000		BB430553550133000
750	250	BB430553270153000		BB430553270133000
750	300	BB430553370153000		BB430553370133000
750	350	BB430553570153000		BB430553570133000
900	250	BB430553290153000		BB430553290133000
900	300	BB430553390153000		BB430553390133000
900	350	BB430553590153000		BB430553590133000
1000	250	BB430553210153000		BB430553210133000
1000	300	BB430553310153000		BB430553310133000
1000	350	BB430553510153000		BB430553510133000
H1860 mm				
500	250	BB430554250153000		BB430554250133000
500	300	BB430554350153000		BB430554350133000
500	350	BB430554550153000		BB430554550133000
750	250	BB430554270153000		BB430554270133000
750	300	BB430554370153000		BB430554370133000
750	350	BB430554570153000		BB430554570133000
900	250	BB430554290153000		BB430554290133000
900	300	BB430554390153000		BB430554390133000
900	350	BB430554590153000		BB430554590133000
1000	250	BB430554210153000		BB430554210133000
1000	300	BB430554310153000		BB430554310133000
1000	350	BB430554510153000		BB430554510133000
H2050 mm				
500	250	BB430555250153000		BB430555250133000
500	300	BB430555350153000		BB430555350133000
500	350	BB430555550153000		BB430555550133000
750	250	BB430555270153000		BB430555270133000
750	300	BB430555370153000		BB430555370133000
750	350	BB430555570153000		BB430555570133000
900	250	BB430555290153000		BB430555290133000
900	300	BB430555390153000		BB430555390133000
900	350	BB430555590153000		BB430555590133000
1000	250	BB430555210153000		BB430555210133000
1000	300	BB430555310153000		BB430555310133000
1000	350	BB430555510153000		BB430555510133000

FRAMES

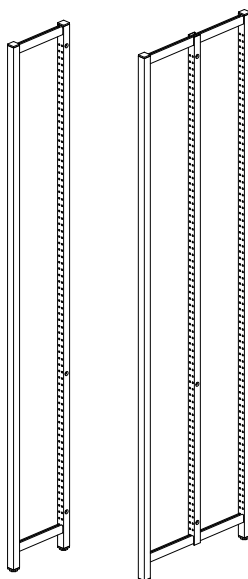
UNIFLEX-S

Uniflex-S frame - for steel back frame



Height mm	Shelf depth mm	Item no. Single-sided	Item no. Double-sided
1100	250	B4300005121ZZZZ1	B4300005122ZZZZ1
1100	300	B4300005131ZZZZ1	B4300005132ZZZZ1
1100	350	B4300005151ZZZZ1	B4300005152ZZZZ1
1500	250	B4300005221ZZZZ1	B4300005222ZZZZ1
1500	300	B4300005231ZZZZ1	B4300005232ZZZZ1
1500	350	B4300005251ZZZZ1	B4300005252ZZZZ1
1750	250	B4300005321ZZZZ1	B4300005322ZZZZ1
1750	300	B4300005331ZZZZ1	B4300005332ZZZZ1
1750	350	B4300005351ZZZZ1	B4300005352ZZZZ1
1860	250	B4300005421ZZZZ1	B4300005422ZZZZ1
1860	300	B4300005431ZZZZ1	B4300005432ZZZZ1
1860	350	B4300005451ZZZZ1	B4300005452ZZZZ1
2050	250	B4300005521ZZZZ1	B4300005522ZZZZ1
2050	300	B4300005531ZZZZ1	B4300005532ZZZZ1
2050	350	B4300005551ZZZZ1	B4300005552ZZZZ1
2250	250	B4300005621ZZZZ1	B4300005622ZZZZ1
2250	300	B4300005631ZZZZ1	B4300005632ZZZZ1
2250	350	B4300005651ZZZZ1	B4300005652ZZZZ1
2575	250	B4300005721ZZZZ1	B4300005722ZZZZ1
2575	300	B4300005731ZZZZ1	B4300005732ZZZZ1
2575	350	B4300005751ZZZZ1	B4300005752ZZZZ1

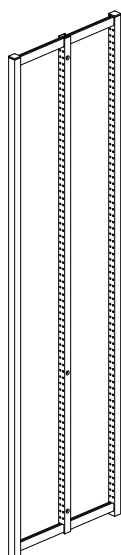
Uniflex-S frame - for wooden back panel



Height mm	Shelf depth mm	Item no. Single-sided	Item no. Double-sided
1100	250	B4300005121ZZZZ2	B4300005122ZZZZ2
1100	300	B4300005131ZZZZ2	B4300005132ZZZZ2
1100	350	B4300005151ZZZZ2	B4300005152ZZZZ2
1500	250	B4300005221ZZZZ2	B4300005222ZZZZ2
1500	300	B4300005231ZZZZ2	B4300005232ZZZZ2
1500	350	B4300005251ZZZZ2	B4300005252ZZZZ2
1750	250	B4300005321ZZZZ2	B4300005322ZZZZ2
1750	300	B4300005331ZZZZ2	B4300005332ZZZZ2
1750	350	B4300005351ZZZZ2	B4300005352ZZZZ2
1860	250	B4300005421ZZZZ2	B4300005422ZZZZ2
1860	300	B4300005431ZZZZ2	B4300005432ZZZZ2
1860	350	B4300005451ZZZZ2	B4300005452ZZZZ2
2050	250	B4300005521ZZZZ2	B4300005522ZZZZ2
2050	300	B4300005531ZZZZ2	B4300005532ZZZZ2
2050	350	B4300005551ZZZZ2	B4300005552ZZZZ2
2250	250	B4300005621ZZZZ2	B4300005622ZZZZ2
2250	300	B4300005631ZZZZ2	B4300005632ZZZZ2
2250	350	B4300005651ZZZZ2	B4300005652ZZZZ2
2575	250	B4300005721ZZZZ2	B4300005722ZZZZ2
2575	300	B4300005731ZZZZ2	B4300005732ZZZZ2
2575	350	B4300005751ZZZZ2	B4300005752ZZZZ2

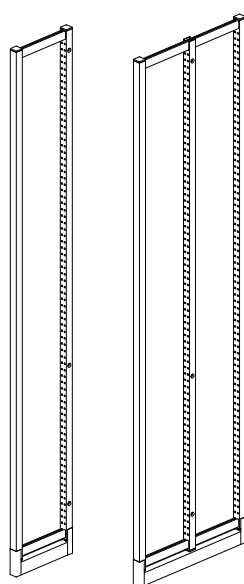
Uniflex-S frame - for steel back frame - prepared for use with castors

Use with castors B430014.



Height mm	Shelf depth mm	Item no. Double-sided
1100	250	B430012512
1100	300	B430012513
1100	350	B430012515
1500	250	B430012522
1500	300	B430012523
1500	350	B430012525
1750	250	B430012532
1750	300	B430012533
1750	350	B430012535
1860	250	B430012542
1860	300	B430012543
1860	350	B430012545
2050	250	B430012552
2050	300	B430012553
2050	350	B430012555

Uniflex-S frame - for steel back frame/wooden back panel - with load distribution

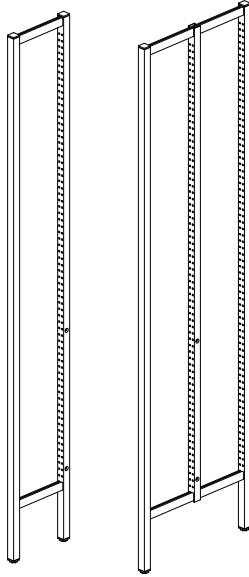


Height mm	Shelf depth mm	Item no. Single-sided	Item no. Double-sided
1100	250	B430004121	B430004122
1100	300	B430004131	B430004132
1100	350	B430004151	B430004152
1500	250	B430004221	B430004222
1500	300	B430004231	B430004232
1500	350	B430004251	B430004252
1750	250	B430004321	B430004322
1750	300	B430004331	B430004332
1750	350	B430004351	B430004352
1860	250	B430004421	B430004422
1860	300	B430004431	B430004432
1860	350	B430004451	B430004452
2050	250	B430004521	B430004522
2050	300	B430004531	B430004532
2050	350	B430004551	B430004552
2250	250	B430004621	B430004622
2250	300	B430004631	B430004632
2250	350	B430004651	B430004652
2575	250	B430004721	B430004722
2575	300	B430004731	B430004732
2575	350	B430004751	B430004752

FRAMES

UNIFLEX-B

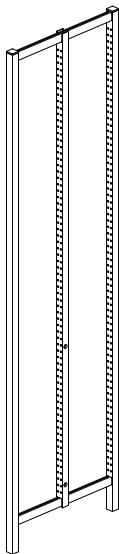
Uniflex-B frame - for steel back frame



Height mm	Shelf depth mm	Item no. Single-sided	Item no. Double-sided
1100	250	B4300006121ZZZZ1	B4300006122ZZZZ1
1100	300	B4300006131ZZZZ1	B4300006132ZZZZ1
1100	350	B4300006151ZZZZ1	B4300006152ZZZZ1
1500	250	B4300006221ZZZZ1	B4300006222ZZZZ1
1500	300	B4300006231ZZZZ1	B4300006232ZZZZ1
1500	350	B4300006251ZZZZ1	B4300006252ZZZZ1
1750	250	B4300006321ZZZZ1	B4300006322ZZZZ1
1750	300	B4300006331ZZZZ1	B4300006332ZZZZ1
1750	350	B4300006351ZZZZ1	B4300006352ZZZZ1
1860	250	B4300006421ZZZZ1	B4300006422ZZZZ1
1860	300	B4300006431ZZZZ1	B4300006432ZZZZ1
1860	350	B4300006451ZZZZ1	B4300006452ZZZZ1
2050	250	B4300006521ZZZZ1	B4300006522ZZZZ1
2050	300	B4300006531ZZZZ1	B4300006532ZZZZ1
2050	350	B4300006551ZZZZ1	B4300006552ZZZZ1
2250	250	B4300006621ZZZZ1	B4300006622ZZZZ1
2250	300	B4300006631ZZZZ1	B4300006632ZZZZ1
2250	350	B4300006651ZZZZ1	B4300006652ZZZZ1
2575	250	B4300006721ZZZZ1	B4300006722ZZZZ1
2575	300	B4300006731ZZZZ1	B4300006732ZZZZ1
2575	350	B4300006751ZZZZ1	B4300006752ZZZZ1

Uniflex-B frame prepared for use with single castors

Use with castors B430014.



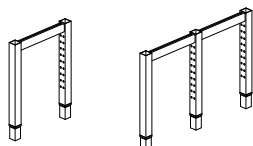
Height mm	Shelf depth mm	Item no. Double-sided
1100	250	B430012612
1100	300	B430012613
1100	350	B430012615
1500	250	B430012622
1500	300	B430012623
1500	350	B430012625
1750	250	B430012632
1750	300	B430012633
1750	350	B430012635
1860	250	B430012642
1860	300	B430012643
1860	350	B430012645
2050	250	B430012652
2050	300	B430012653
2050	350	B430012655

UNIFLEX ADD-ON FRAME - FOR UPPER BAY

For an optimal use of space, our Uniflex system offers the possibility of increasing the height of bays H2250 mm. We install add-on frames to lengthen the standard frames. Existing bays can be easily retrofitted if required.

Uniflex add-on frame - for upper bay

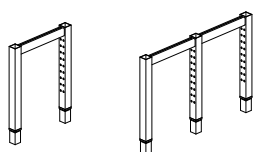
Use with steel back frame.




Height mm	Shelf depth mm	Item no. Single-sided	Item no. Double-sided
325	250	B4300101210	B4300101220
325	300	B4300101310	B4300101320
325	350	B4300101510	B4300101520
725	250	B4300102210	B4300102220
725	300	B4300102310	B4300102320
725	350	B4300102510	B4300102520
1075	250	B4300103210	B4300103220
1075	300	B4300103310	B4300103320
1075	350	B4300103510	B4300103520
1425	250	B4300104210	B4300104220
1425	300	B4300104310	B4300104320
1425	350	B4300104510	B4300104520

Uniflex add-on frame - for upper bay and ladder

Use with steel back frame.



Height mm	Shelf depth mm	Item no. Single-sided	Item no. Double-sided
725	250	B4300102211	B4300102221
725	300	B4300102311	B4300102321
725	350	B4300102511	B4300102521
1075	250	B4300103211	B4300103221
1075	300	B4300103311	B4300103321
1075	350	B4300103511	B4300103521
1425	250	B4300104211	B4300104221
1425	300	B4300104311	B4300104321
1425	350	B4300104511	B4300104521

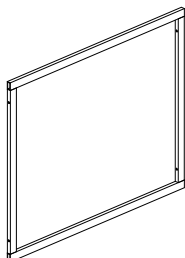


CONNECTION ELEMENTS

STEEL BACK FRAME

Steel back frame

Incl. fittings.



Module
mm

500
750
900
1000

Item no.
Starter bay

B4300185ZZZ8
B4300187ZZZ8
B4300189ZZZ8
B4300181ZZZ8

Item no.
Add-on bay


B4300185ZZZ9
B4300187ZZZ9
B4300189ZZZ9
B4300181ZZZ9

CONNECTION ELEMENTS

WOODEN BACK PANEL - FOR SINGLE-SIDED BAYS

Wooden back panel - for single-sided bays

Incl. fittings.
Floor level.




Height mm	Module mm	Item no. melamine Starter bay	Item no. melamine Add-on bay
1100	500	B4304001516ZZZZZ8	B4304001516ZZZZZ9
1100	750	B4304001716ZZZZZ8	B4304001716ZZZZZ9
1100	900	B4304001916ZZZZZ8	B4304001916ZZZZZ9
1100	1000	B4304001116ZZZZZ8	B4304001116ZZZZZ9
1500	500	B4304002516ZZZZZ8	B4304002516ZZZZZ9
1500	750	B4304002716ZZZZZ8	B4304002716ZZZZZ9
1500	900	B4304002916ZZZZZ8	B4304002916ZZZZZ9
1500	1000	B4304002116ZZZZZ8	B4304002116ZZZZZ9
1750	500	B4304003516ZZZZZ8	B4304003516ZZZZZ9
1750	750	B4304003716ZZZZZ8	B4304003716ZZZZZ9
1750	900	B4304003916ZZZZZ8	B4304003916ZZZZZ9
1750	1000	B4304003116ZZZZZ8	B4304003116ZZZZZ9
1860	500	B4304004516ZZZZZ8	B4304004516ZZZZZ9
1860	750	B4304004716ZZZZZ8	B4304004716ZZZZZ9
1860	900	B4304004916ZZZZZ8	B4304004916ZZZZZ9
1860	1000	B4304004116ZZZZZ8	B4304004116ZZZZZ9
2050	500	B4304005516ZZZZZ8	B4304005516ZZZZZ9
2050	750	B4304005716ZZZZZ8	B4304005716ZZZZZ9
2050	900	B4304005916ZZZZZ8	B4304005916ZZZZZ9
2050	1000	B4304005116ZZZZZ8	B4304005116ZZZZZ9
2250	500	B4304006516ZZZZZ8	B4304006516ZZZZZ9
2250	750	B4304006716ZZZZZ8	B4304006716ZZZZZ9
2250	900	B4304006916ZZZZZ8	B4304006916ZZZZZ9
2250	1000	B4304006116ZZZZZ8	B4304006116ZZZZZ9
2575	500	B4304007516ZZZZZ8	B4304007516ZZZZZ9
2575	750	B4304007716ZZZZZ8	B4304007716ZZZZZ9
2575	900	B4304007916ZZZZZ8	B4304007916ZZZZZ9
2575	1000	B4304007116ZZZZZ8	B4304007116ZZZZZ9

CONNECTION ELEMENTS

WOODEN BACK PANEL - FOR DOUBLE-SIDED BAYS

Wooden back panel - for double-sided bays

Incl. fittings.
Base level.



Height mm	Shelf depth mm	Item no. melamine Starter bay	Item no. melamine Add-on bay
1100	500	B4304001526ZZZZZ8	B4304001526ZZZZZ9
1100	750	B4304001726ZZZZZ8	B4304001726ZZZZZ9
1100	900	B4304001926ZZZZZ8	B4304001926ZZZZZ9
1100	1000	B4304001126ZZZZZ8	B4304001126ZZZZZ9
1500	500	B4304002526ZZZZZ8	B4304002526ZZZZZ9
1500	750	B4304002726ZZZZZ8	B4304002726ZZZZZ9
1500	900	B4304002926ZZZZZ8	B4304002926ZZZZZ9
1500	1000	B4304002126ZZZZZ8	B4304002126ZZZZZ9
1750	500	B4304003526ZZZZZ8	B4304003526ZZZZZ9
1750	750	B4304003726ZZZZZ8	B4304003726ZZZZZ9
1750	900	B4304003926ZZZZZ8	B4304003926ZZZZZ9
1750	1000	B4304003126ZZZZZ8	B4304003126ZZZZZ9
1860	500	B4304004526ZZZZZ8	B4304004526ZZZZZ9
1860	750	B4304004726ZZZZZ8	B4304004726ZZZZZ9
1860	900	B4304004926ZZZZZ8	B4304004926ZZZZZ9
1860	1000	B4304004126ZZZZZ8	B4304004126ZZZZZ9
2050	500	B4304005526ZZZZZ8	B4304005526ZZZZZ9
2050	750	B4304005726ZZZZZ8	B4304005726ZZZZZ9
2050	900	B4304005926ZZZZZ8	B4304005926ZZZZZ9
2050	1000	B4304005126ZZZZZ8	B4304005126ZZZZZ9
2250	500	B4304006526ZZZZZ8	B4304006526ZZZZZ9
2250	750	B4304006726ZZZZZ8	B4304006726ZZZZZ9
2250	900	B4304006926ZZZZZ8	B4304006926ZZZZZ9
2250	1000	B4304006126ZZZZZ8	B4304006126ZZZZZ9
2575	500	B4304007526ZZZZZ8	B4304007526ZZZZZ9
2575	750	B4304007726ZZZZZ8	B4304007726ZZZZZ9
2575	900	B4304007926ZZZZZ8	B4304007926ZZZZZ9
2575	1000	B4304007126ZZZZZ8	B4304007126ZZZZZ9

SHELVES

STEEL SHELVES



Steel top shelf with sign profile



Steel top shelf



Steel intermediate shelf



Steel intermediate shelf with backedge



Steel bottom shelf



Steel bottom shelf with backedge and plinth



Steel pull-out shelf



Steel slanting shelf

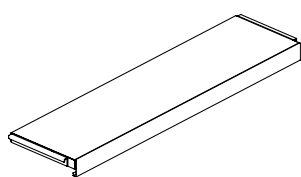
SHELVES

STEEL TOP SHELVES

Top shelves are inserted directly onto the frame and can be installed with hanging book supports, see page 59.

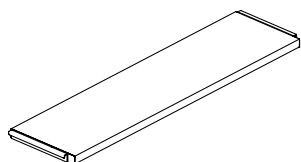
Steel top shelf with sign profile - for hanging book support

Sign profile in transparent, plastic labelling, antireflex, H50 mm, with exchangeable humidity resistant white label.



Module mm	Shelf depth mm	Item no.
500	250	B430001256
500	300	B430001356
500	350	B430001556
750	250	B430001276
750	300	B430001376
750	350	B430001576
900	250	B430001296
900	300	B430001396
900	350	B430001596
1000	250	B430001216
1000	300	B430001316
1000	350	B430001516

Steel top shelf - for hanging book support



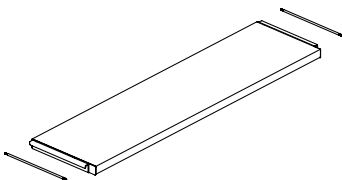
Module mm	Shelf depth mm	Item no.
500	250	B430001251
500	300	B430001351
500	350	B430001551
750	250	B430001271
750	300	B430001371
750	350	B430001571
900	250	B430001291
900	300	B430001391
900	350	B430001591
1000	250	B430001211
1000	300	B430001311
1000	350	B430001511

SHELVES

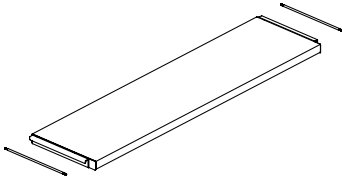
STEEL INTERMEDIATE SHELVES

Intermediate shelves include hanging kit.

Steel intermediate shelf - for hanging book support

Hanging kit incl.	Module mm	Shelf depth mm	Item no.
	500	250	B430001252
	500	300	B430001352
	500	350	B430001552
	750	250	B430001272
	750	300	B430001372
	750	350	B430001572
	900	250	B430001292
	900	300	B430001392
	900	350	B430001592
	1000	250	B430001212
	1000	300	B430001312
	1000	350	B430001512

Steel intermediate shelf with shelf reinforcement - for hanging book support

Hanging kit incl. Can carry approx. 30 kg of extra weight. Cannot be used with plinth.	Module mm	Shelf depth mm	Item no.
	500	250	B430001255
	500	300	B430001355
	500	350	B430001555
	750	250	B430001275
	750	300	B430001375
	750	350	B430001575
	900	250	B430001295
	900	300	B430001395
	900	350	B430001595
	1000	250	B430001215
	1000	300	B430001315
	1000	350	B430001515

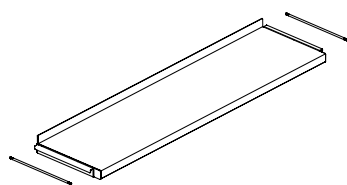
SHELVES

STEEL INTERMEDIATE SHELVES

Intermediate shelves include hanging kit.

Steel intermediate shelf with backedge - for hanging book support

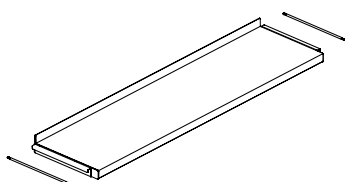
Hanging kit incl. Can be used as a sloping shelf, when turned and installed with additional brackets and steel rods, see page 56.



Module mm	Shelf depth mm	Item no.
500	250	B430002252
500	300	B430002352
500	350	B430002552
750	250	B430002272
750	300	B430002372
750	350	B430002572
900	250	B430002292
900	300	B430002392
900	350	B430002592
1000	250	B430002212
1000	300	B430002312
1000	350	B430002512

Steel intermediate shelf with backedge and shelf reinforcement - for hanging book support

Hanging kit incl. Can carry approx. 30 kg of extra weight. Cannot be used with plinth.



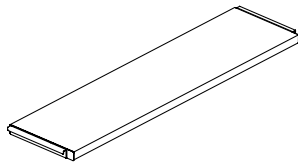
Module mm	Shelf depth mm	Item no.
500	250	B430002255
500	300	B430002355
500	350	B430002555
750	250	B430002275
750	300	B430002375
750	350	B430002575
900	250	B430002295
900	300	B430002395
900	350	B430002595
1000	250	B430002215
1000	300	B430002315
1000	350	B430002515

SHELVES

STEEL BOTTOM SHELVES

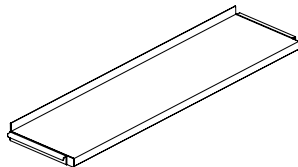
Bottom shelves are inserted directly on to the frame.

Steel bottom shelf



Module mm	Shelf depth mm	Item no.
500	250	B430001254
500	300	B430001354
500	350	B430001554
750	250	B430001274
750	300	B430001374
750	350	B430001574
900	250	B430001294
900	300	B430001394
900	350	B430001594
1000	250	B430001214
1000	300	B430001314
1000	350	B430001514

Steel bottom shelf with backedge



Module mm	Shelf depth mm	Item no.
500	250	B430002254
500	300	B430002354
500	350	B430002554
750	250	B430002274
750	300	B430002374
750	350	B430002574
900	250	B430002294
900	300	B430002394
900	350	B430002594
1000	250	B430002214
1000	300	B430002314
1000	350	B430002514

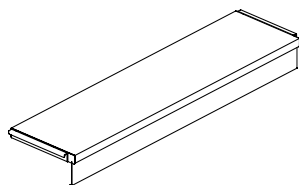
SHELVES

STEEL BOTTOM SHELVES

Bottom shelves are inserted directly on to the frame.

Steel bottom shelf with plinth

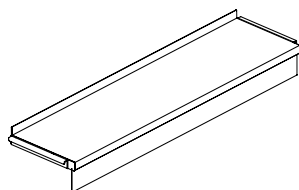
Only to be used with Uniflex-S.



Module mm	Shelf depth mm	Item no.
500	250	B430001253
500	300	B430001353
500	350	B430001553
750	250	B430001273
750	300	B430001373
750	350	B430001573
900	250	B430001293
900	300	B430001393
900	350	B430001593
1000	250	B430001213
1000	300	B430001313
1000	350	B430001513

Steel bottom shelf with backedge and plinth

Only to be used with Uniflex-S.



Module mm	Shelf depth mm	Item no.
500	250	B430002253
500	300	B430002353
500	350	B430002553
750	250	B430002273
750	300	B430002373
750	350	B430002573
900	250	B430002293
900	300	B430002393
900	350	B430002593
1000	250	B430002213
1000	300	B430002313
1000	350	B430002513

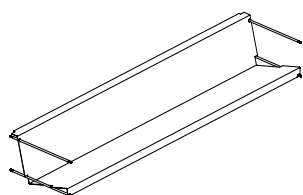
SHELVES

SLANTING AND PULL-OUT STEEL SHELVES

The slanting shelf can be used as both intermediate and bottom shelf. The pull-out shelf is installed underneath existing shelf, supplying extra table space when browsing through books and magazines.

Slanting steel shelf with high backedge - for CD's/DVS's

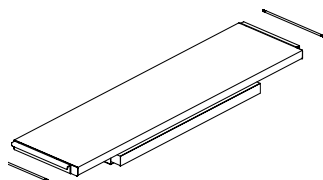
Backedge H140 mm. D165 mm.
Hanging kit included. Shelf can also be inserted as bottom shelf directly into frame.



Module mm	Frame depth mm	Approx. capacity Frontal presentation	Approx. capacity Back presentation	Item no.
500	250	45 CD's/DVD's	40 CD's/DVD's	B43003625
750	250	75 CD's/DVD's	60 CD's/DVD's	B43003627
900	250	90 CD's/DVD's	75 CD's/DVD's	B43003629
1000	250	90 CD's/DVD's	85 CD's/DVD's	B43003621

Steel pull-out shelf

Hanging rods and tilt securement included. On hidden telescopic rails. For installation below steel shelves module 750 mm or more. (Pull-out shelf, D295mm overlapping steel intermediate shelf with 50mm). Steel intermediate shelf to be ordered separately.



Width mm	Shelf depth mm	Actual depth mm	Item no.
600	250	245	B4300382
600	300	245	B4300383
600	250	295	B4300422
600	300	295	B4300423

SHELVES

WOODEN SHELVES



SHELVES

WOODEN TOP SHELVES

The wooden top shelves are made of either particle board (melamine finish) or blockboard (lamine finish*) depending on length. Top shelves are to be inserted directly on to the frame.

Wooden top shelf

Melamine coated/laminated*.

Module
mm Shelf depth
mm

Item no.

500 250
500 300
500 350

B4304185206ZZZZZ1
B4304185306ZZZZZ1
B4304185506ZZZZZ1

750 250
750 300
750 350

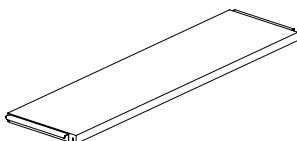
B4304187206ZZZZZ1
B4304187306ZZZZZ1
B4304187506ZZZZZ1

900 250
900 300
900 350

B4304189206ZZZZZ1
B4304189306ZZZZZ1
B4304189506ZZZZZ1

1000 250
1000 300
1000 350

B4304181203ZZZZZ1 *
B4304181303ZZZZZ1 *
B4304181503ZZZZZ1 *



SHELVES

WOODEN INTERMEDIATE SHELVES

The intermediate shelves are made of either particle board (melamine finish) or blockboard (lamine finish*) depending on length.

Wooden intermediate shelf

Melamine coated/laminated*.
Hanging kit included.

Module Shelf depth
mm mm

Item no.

500 250
500 300
500 350

B4304185206ZZZZZ2
B4304185306ZZZZZ2
B4304185506ZZZZZ2

750 250
750 300
750 350

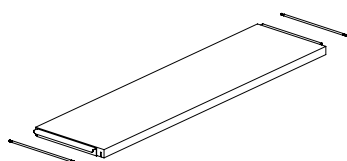
B4304187206ZZZZZ2
B4304187306ZZZZZ2
B4304187506ZZZZZ2

900 250
900 300
900 350

B4304189206ZZZZZ2
B4304189306ZZZZZ2
B4304189506ZZZZZ2

1000 250
1000 300
1000 350

B4304181203ZZZZZ2 *
B4304181303ZZZZZ2 *
B4304181503ZZZZZ2 *



Wooden intermediate shelf with backedge

Melamine coated/laminated*. Hanging
kit included. Can be used as a sloping
shelf, when turned and installed with
additional brackets. See page 56.

Module Shelf depth
mm mm

Item no.

500 250
500 300
500 350

B4304165206ZZZZZ2
B4304165306ZZZZZ2
B4304165506ZZZZZ2

750 250
750 300
750 350

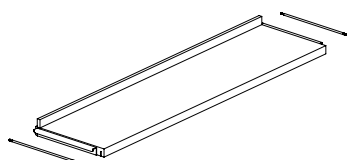
B4304167206ZZZZZ2
B4304167306ZZZZZ2
B4304167506ZZZZZ2

900 250
900 300
900 350

B4304169206ZZZZZ2
B4304169306ZZZZZ2
B4304169506ZZZZZ2

1000 250
1000 300
1000 350

B4304161203ZZZZZ2 *
B4304161303ZZZZZ2 *
B4304161503ZZZZZ2 *

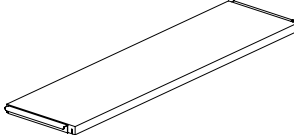


SHELVES

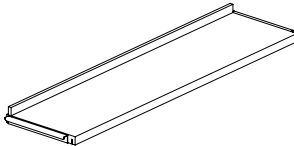
WOODEN BOTTOM SHELVES

The wooden bottom shelves are made of either particle board (melamine finish) or blockboard (lamine finish*). The bottom shelves are to be inserted directly on to the frame.

Wooden bottom shelf

Melamine coated/laminated*	Module mm	Shelf depth mm	Item no.
	500	250	B4304185206ZZZZZ4
	500	300	B4304185306ZZZZZ4
	500	350	B4304185506ZZZZZ4
	750	250	B4304187206ZZZZZ4
	750	300	B4304187306ZZZZZ4
	750	350	B4304187506ZZZZZ4
	900	250	B4304189206ZZZZZ4
	900	300	B4304189306ZZZZZ4
	900	350	B4304189506ZZZZZ4
	1000	250	B4304181203ZZZZZ4 *
	1000	300	B4304181303ZZZZZ4 *
	1000	350	B4304181503ZZZZZ4 *

Wooden bottom shelf with backedge

Melamine coated/laminated*	Module mm	Shelf depth mm	Item no.
	500	250	B4304165206ZZZZZ4
	500	300	B4304165306ZZZZZ4
	500	350	B4304165506ZZZZZ4
	750	250	B4304167206ZZZZZ4
	750	300	B4304167306ZZZZZ4
	750	350	B4304167506ZZZZZ4
	900	250	B4304169206ZZZZZ4
	900	300	B4304169306ZZZZZ4
	900	350	B4304169506ZZZZZ4
	1000	250	B4304161203ZZZZZ4 *
	1000	300	B4304161303ZZZZZ4 *
	1000	350	B4304161503ZZZZZ4 *

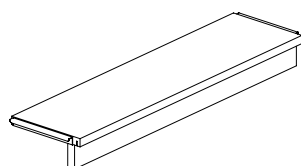
SHELVES

WOODEN BOTTOM SHELVES

The wooden bottom shelves are made of either particle board (melamine finish) or blockboard (laminated finish*). The bottom shelves are to be inserted directly on to the frame.

Wooden bottom shelf with plinth

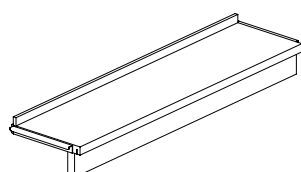
Melamine coated/laminated*. Only to be used with Uniflex-S.



Module mm	Shelf depth mm	Item no.
500	250	B4304185206ZZZZZ3
500	300	B4304185306ZZZZZ3
500	350	B4304185506ZZZZZ3
750	250	B4304187206ZZZZZ3
750	300	B4304187306ZZZZZ3
750	350	B4304187506ZZZZZ3
900	250	B4304189206ZZZZZ3
900	300	B4304189306ZZZZZ3
900	350	B4304189506ZZZZZ3
1000	250	B4304181203ZZZZZ3 *
1000	300	B4304181303ZZZZZ3 *
1000	350	B4304181503ZZZZZ3 *

Wooden bottom shelf with backedge and plinth

Melamine coated/laminated*. Only to be used with Uniflex-S.



Module mm	Shelf depth mm	Item no.
500	250	B4304165206ZZZZZ3
500	300	B4304165306ZZZZZ3
500	350	B4304165506ZZZZZ3
750	250	B4304167206ZZZZZ3
750	300	B4304167306ZZZZZ3
750	350	B4304167506ZZZZZ3
900	250	B4304169206ZZZZZ3
900	300	B4304169306ZZZZZ3
900	350	B4304169506ZZZZZ3
1000	250	B4304161203ZZZZZ3 *
1000	300	B4304161303ZZZZZ3 *
1000	350	B4304161503ZZZZZ3 *

SHELVES

WOODEN COVER TOP SHELVES

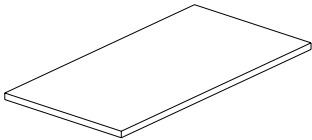


SHELVES

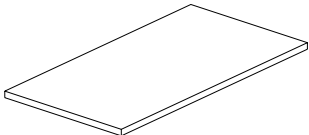
WOODEN COVER TOP SHELVES

This cover top shelf can be used individually as top shelf or be placed directly onto a traditional wooden or steel top shelf to create a design variation. It can also be used as a work surface especially on low bays (1100 mm). It is available as single, starter, middle and end shelf. It is also available as a continuous cover top shelf for 2-3 bays upon request (max. length 2600 mm). Standard top shelf with sign profile and hanging book supports can be used in combination with the cover top shelf. The version below is to be used on shelving systems without end panels.

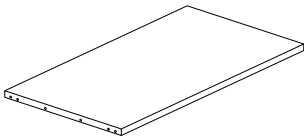
Wooden cover top shelf - freestanding - for bays without end panel

Fastening material included.	Module mm	Shelf depth mm	Item no., melamine Single-sided	Item no., melamine Double-sided
	500	250	B43043052176	B43043252176
	500	300	B43043053176	B43043253176
	500	350	B43043055176	B43043255176
	750	250	B43043072176	B43043272176
	750	300	B43043073176	B43043273176
	750	350	B43043075176	B43043275176
	900	250	B43043092176	B43043292176
	900	300	B43043093176	B43043293176
	900	350	B43043095176	B43043295176
	1000	250	B43043012176	B43043212176
	1000	300	B43043013176	B43043213176
	1000	350	B43043015176	B43043215176

Wooden cover top shelf - outer - for bays without end panel

Fastening material included.	Module mm	Shelf depth mm	Item no., melamine Single-sided	Item no., melamine Double-sided
	500	250	B43043052146	B43043252146
	500	300	B43043053146	B43043253146
	500	350	B43043055146	B43043255146
	750	250	B43043072146	B43043272146
	750	300	B43043073146	B43043273146
	750	350	B43043075146	B43043275146
	900	250	B43043092146	B43043292146
	900	300	B43043093146	B43043293146
	900	350	B43043095146	B43043295146
	1000	250	B43043012146	B43043212146
	1000	300	B43043013146	B43043213146
	1000	350	B43043015146	B43043215146

Wooden cover top shelf - middle

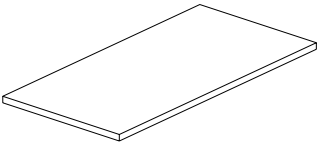
Fastening material included.	Module mm	Shelf depth mm	Item no., melamine Single-sided	Item no., melamine Double-sided
	500	250	B43043052166	B43043252166
	500	300	B43043053166	B43043253166
	500	350	B43043055166	B43043255166
	750	250	B43043072166	B43043272166
	750	300	B43043073166	B43043273166
	750	350	B43043075166	B43043275166
	900	250	B43043092166	B43043292166
	900	300	B43043093166	B43043293166
	900	350	B43043095166	B43043295166
	1000	250	B43043012166	B43043212166
	1000	300	B43043013166	B43043213166
	1000	350	B43043015166	B43043215166

SHELVES

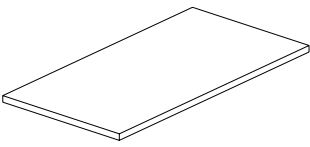
WOODEN COVER TOP SHELVES

This cover top shelf can be used individually as top shelf or be placed directly onto a traditional wooden or steel top shelf to create a design variation. It can also be used as a work surface especially on low bays (1100 mm). It is available as single, starter, middle and end shelf. It is also available as a continuous cover top shelf for 2-3 bays upon request (max 2600 mm in length). Standard top shelf with sign profile and hanging book supports can be used in combination with the cover top shelf. The version below is to be used on shelving systems with end panels.

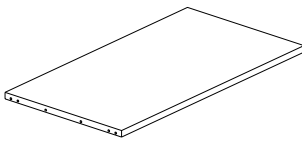
Wooden cover top shelf - freestanding - for bays with two end panels

Fastening material included.	Module mm	Shelf depth mm	Item no., melamine Single-sided	Item no., melamine Double-sided
	500	250	B43043052196	B43043252196
	500	300	B43043053196	B43043253196
	500	350	B43043055196	B43043255196
	750	250	B43043072196	B43043272196
	750	300	B43043073196	B43043273196
	750	350	B43043075196	B43043275196
	900	250	B43043092196	B43043292196
	900	300	B43043093196	B43043293196
	900	350	B43043095196	B43043295196
	1000	250	B43043012196	B43043212196
	1000	300	B43043013196	B43043213196
	1000	350	B43043015196	B43043215196

Wooden cover top shelf - outer - for bays with one end panel

Fastening material included.	Module mm	Shelf depth mm	Item no., melamine Single-sided	Item no., melamine Double-sided
	500	250	B43043052156	B43043252156
	500	300	B43043053156	B43043253156
	500	350	B43043055156	B43043255156
	750	250	B43043072156	B43043272156
	750	300	B43043073156	B43043273156
	750	350	B43043075156	B43043275156
	900	250	B43043092156	B43043292156
	900	300	B43043093156	B43043293156
	900	350	B43043095156	B43043295156
	1000	250	B43043012156	B43043212156
	1000	300	B43043013156	B43043213156
	1000	350	B43043015156	B43043215156

Wooden cover top shelf - middle

Fastening material included.	Module mm	Shelf depth mm	Item no., melamine Single-sided	Item no., melamine Double-sided
	500	250	B43043052166	B43043252166
	500	300	B43043053166	B43043253166
	500	350	B43043055166	B43043255166
	750	250	B43043072166	B43043272166
	750	300	B43043073166	B43043273166
	750	350	B43043075166	B43043275166
	900	250	B43043092166	B43043292166
	900	300	B43043093166	B43043293166
	900	350	B43043095166	B43043295166
	1000	250	B43043012166	B43043212166
	1000	300	B43043013166	B43043213166
	1000	350	B43043015166	B43043215166

FUNCTIONS

ACCESSORIES FOR SHELVES AND SHELVING SYSTEMS



FUNCTIONS

ACCESSORIES FOR SHELVES AND SHELVING SYSTEMS

Shelf reinforcement for steel shelves

Lacquered steel. For steel shelves with extreme weight. Can easily be retrofitted on existing steel shelves. Allows approx. 30 kg more weight per shelf.

Module
mm

Item no.

500

B4300285

750

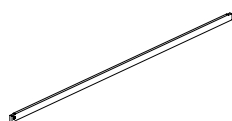
B4300287

900

B4300289

1000

B4300281



Decorative plate

Lacquered steel. For decorative use. Base to be inserted directly on to frame. To be used with bottom shelves with plinth and for bays with load distribution. Only to be used with Uniflex-S.

Shelf depth
mm

Item no.
Single-sided

Item no.
Double-sided

250

B43005021

B43005022

300

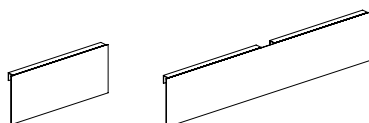
B43005031

B43005032

350

B43005051

B43005052

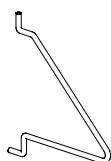


Bracket for steel intermediate shelf with backedge - for creating sloping shelf

Bright galvanized round steel. Used with shelf with backedge to create sloping shelf. The angle is adjustable, but 45° is recommended. Two brackets required per shelf.

Item no.

B430048



Steel rod

Bright galvanized round steel. To be inserted into perforated holes in frame.

Shelf depth
mm

Item no.

250

B4300262

300

B4300263

350

B4300265



FUNCTIONS

ACCESSORIES FOR SHELVES AND SHELVING SYSTEMS

Tilt securement

Black plastic. Prevents a projected shelf from tipping. Can easily be retrofitted on existing steel and wooden shelves. Two tilt securements required per shelf.

Item no.

B4309042



Wall securement

Bright galvanized steel. Fastening kit incl. Secures single-sided bays higher than H1100 mm to wall. For wall distance 0-40 mm.

Item no.

B430900



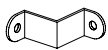
Corner connection

Bright galvanized steel. Fastening kit incl. Connects the frames of two shelving bays across the corner for an even distance between the frames. Two connections required per connection.

Item no.

B430906C30

-



Connection clamp

Bright galvanized steel. For connecting the frames of two adjacent bays. Especially useful for extremely high bays or for precise adjustment of frames. One connection required per bay connection.



Item no.



FUNCTIONS

BOOK SUPPORTS

HANGING



ANGLED



BOOK END STOPS



FUNCTIONS

BOOK SUPPORTS - HANGING

Hanging book supports (asymmetric) - for steel shelves - model BS22 and BS28

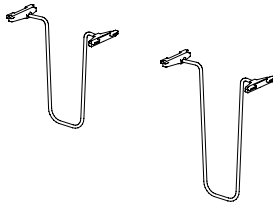
Chromed round steel with unbreakable plastic sliders. For insertion in steel shelves. Easy adjustable.

Height mm	Shelf depth mm
--------------	-------------------

Item no.

220	250
220	300
220	350

B40553032
B40553033
B40553035



280	250
280	300
280	350

B40553062
B40553063
B40553065

Divider for hanging book supports - for steel shelves - model TS

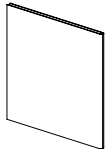
D240 mm. White plastic. For sliding onto hanging book support model BS22 and BS28. The divider rests upon the shelf. Is ideal for loose-leaf material, brochures, music books etc.

Height mm

Item no.

250

B405531



Hanging book supports - for wooden shelves - model BSD22 and BSD28

Chromed round steel. For insertion in wooden shelves with guiding rail, see page 48-49. Easy adjustable.

Height mm

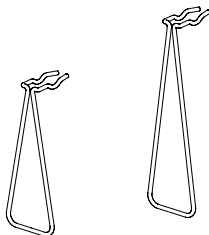
Item no.

220

B4307023

280

B4307026



FUNCTIONS

BOOK SUPPORTS - ANGLED

Angled book support - for steel and wooden shelves - model WB1 & 2

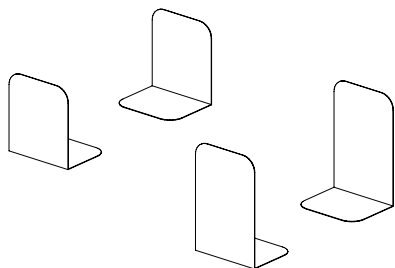
W120 x D150 mm. Lacquered steel.

Height
mm

Item no.

175
240

B4055321
B4055324



Angled book support - for steel and wooden shelves

W150 x D150 mm. Lacquered steel.
Attached onto front of shelf. Delivered
with or without letter tag.

Height
mm

Books left/right of
book support

With/without
letter tag

Item no.

200
200

Right
Left

Without
Without

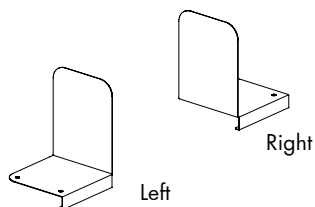
B40553490
B40553480

200
200

Right
Left

With
With

B40553491
B40553481



FUNCTIONS

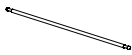
BOOK SUPPORTS - BOOK END STOPS

Book end stop - rod

Bright galvanized round steel. To be inserted into perforated holes in frame. Two rods above one another will secure books against tipping.

Shelf depth mm
250
300
350

Item no.
B4300262
B4300263
B4300265

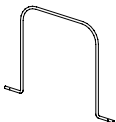


Book end stop - brace

H150 mm. Chromed round steel. To be inserted into the bracket on the steel shelf. It can also be used on the top shelf, thereby gaining extra storage space.

Shelf depth mm
250
300

Item no.
B4307162
B4307163



FUNCTIONS

DISPLAY & STORAGE - FOR SHELVES



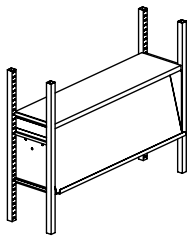
FUNCTIONS

DISPLAY & STORAGE - FOR SHELVES

Create storage space for magazines on horizontal shelves. Add a flap or box to existing shelves to present current edition as well as systemize and store previous editions of magazines.

Steel magazine flap

H340 mm (without shelf). Lacquered steel. Min. height between shelves must be 325 mm. To be hung on steel rods. Effective lever mechanism keeps the open flap up. Easily retrofitted for single- and double-sided shelves. Recommended to use with back panels. Uniflex bays H2250 mm can be equipped with max. 6 flaps. With space for storage of magazines piled horizontally 160 mm. Shelves to be ordered separately.

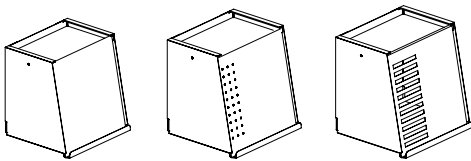


Module mm	Width mm	Depth mm	Item no.
500	461	250	B43072025
500	461	300	B43072035
500	461	350	B43072055
750	711	250	B43072027
750	711	300	B43072037
750	711	350	B43072057
900	861	250	B43072029
900	861	300	B43072039
900	861	350	B43072059
1000	961	250	B43072021
1000	961	300	B43072031
1000	961	350	B43072051

Steel magazine box - Unibox

H320 x D260 x W320 mm. Box and flap lacquered steel. With transparent antireflex foil. Recommended for use on D250 mm steel shelf with/without backedge and wooden shelf without backedge. Can be used on D300 mm shelves. With space for storage of magazines piled horizontally 140 mm.

Design	Back wall	Item no.
-	Yes	B405502001
-	No	B405502000
With holes	Yes	B405502051
With holes	No	B405502050
With slots	Yes	B405502101
With slots	No	B405502100

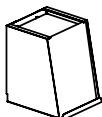


Steel magazine box

H320 x D260 x W238 mm. Box and flap lacquered steel. Recommended for use on D250 mm steel shelf with/without backedge and wooden shelf without backedge. Can be used on D300 mm shelves. Upright storage of magazines. With space for storage of magazines piled vertically 140 mm.

Item no.

B405504



FUNCTIONS

DISPLAY & STORAGE - FOR SHELVES

Presentation and storage of CD's as well as accessories for sloping shelves.

Slanted steel CD tray

H120 x D220 x W150 mm. Lacquered steel. With anti-slipping feet. Rubber mat to be ordered separately.

Item no.

CD tray (for approx. 20 CD's)
Rubber mat

B405536
B405538



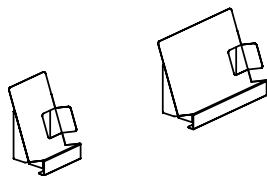
Magazine display

H300 mm. Lacquered steel. With slanted back and additional side stop. A double front edge keeps this collector flush with the front edge of the shelf. With slip stop to prevent the display from slipping on steel shelves.

Size	Width mm
A4	220
A3	440

Item no.

B4055064
B4055063



Magazine divider

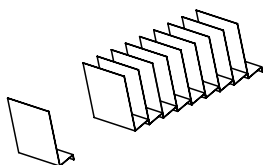
H300 x W95 x D240 mm. Lacquered steel. Single, slanted element connectable side by side via plug-in connections. For bay W750 mm, use 6 dividers
For bay W900 mm, use 8 dividers
For bay W1000 mm, use 9 dividers

Size

A4

Item no.

B405508



FUNCTIONS

DISPLAY & STORAGE - FOR SHELVES

Presentation and storage of magazines.

U-storage

H250 x W145 x D220 mm. Lacquered steel. Multi-functional storage use.

Item no.

B405510



Periodical collector

H325 x W80 x D230 mm. Light grey plastic. Multi-functional storage use. With front-edge for easy guidance along shelf.

Item no.

B4056016



FUNCTIONS

DISPLAY & STORAGE - FOR PERFORATED STEEL END PANELS/STEEL RODS



FUNCTIONS

DISPLAY & STORAGE - FOR PERFORATED STEEL END PANELS/STEEL RODS


The functions below are suited for hanging on the end of perforated steel end panels (see page 92-99), that are available in three types: with square holes, with round holes and with slots (for size of the holes, see technical specifications on page 10). Some of the functions can also be hung on steel rods.

Steel CD and paperback holder - for perforated steel end panel

The holder is a pair, so the width will vary. Bright galvanized steel. For hanging in perforated steel end panels with round and slot holes.

Height mm	Max. insert size mm
60	25
140	25

Item no.
B4055221
B4055222



Steel book presenter - for perforated steel end panel and steel rod

H148 x W90 mm. Chromed steel. For hanging on steel rods or in perforated steel end panels with round, square and slot holes.

Size	Max. insert size mm
A4	45

Item no.
B405526



Steel hanging display - for perforated steel end panel and steel rod

H200 x W90 mm. Chromed steel. For hanging on steel rods or in perforated steel end panels with round, square and slot holes.

Size	Max. insert size mm
A4	50

Item no.
B405528



Steel rod

Bright galvanized round steel. To be inserted into perforated holes in frame.



Shelf depth mm
250
300
350

Item no.
B4300262
B4300263
B4300265



FUNCTIONS

SIGNAGE



FUNCTIONS

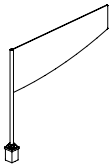
SIGNAGE - STEEL FLAGS

Steel flag

Total H300 mm. Flag 80 mm x W400 mm.
Flag and holding rod lacquered steel.
Randomly turn. For insertion into top of
frame. Labelling upon request.

Item no.

B430810

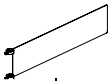


Steel flag

Flag H90 x W400 mm. Lacquered steel.
Randomly turn. Labelling upon request.
To be used with holding rod.

Item no.

B430812



Holding rod for steel flag

H350 mm. Bright galvanized steel.
To be used with steel flag item no.
B430812. For fixing up to 3 flags on
one holding rod.

Item no.

B430814



FUNCTIONS

SIGNAGE - AISLE STEEL FLAGS

Aisle steel flag

H120 x W120 mm. Lacquered steel with transparent plastic cover. Labelling upon request. For hanging in the outer post of frame.

With white cardboard
Without cardboard

Item no.

B4308161105
B4308161205



Aisle steel flag

H120 x W120 mm. Lacquered steel with transparent plastic cover. Labelling upon request. For screwing onto end panels.

With white cardboard
Without cardboard

Item no.

B4308162105
B4308162205



Aisle steel flag

H148 x W210 mm. Lacquered steel with transparent plastic cover. Labelling upon request. For hanging in the outer post of frame.

With white cardboard
Without cardboard

Item no.

B4308161106
B4308161206



Aisle steel flag

H148 x W210 mm. Lacquered steel with transparent plastic cover. Labelling upon request. For screwing onto end panels.

With white cardboard
Without cardboard

Item no.

B4308162106
B4308162206



FUNCTIONS

SIGNAGE - STEEL SIGNS

Steel sign with acrylic glass cover - for frame

H301 x W212 mm. White, lacquered steel. 6 mm acrylic glass. With fittings. For hanging in frame on single- and double-sided bays.

Format	Depth mm
A4	250
A4	300
A4	350

Item no.

B43080942379
B43080943379
B43080945379



Steel sign with acrylic glass cover - for centre fixation on frame

H301 x W212 mm. White, lacquered steel. 6 mm acrylic glass. With fittings. For fixing on centre of double-sided bay.

Format
A4

Item no.

B43080946379



Steel sign with acrylic glass cover - for perforated steel end panel

H301 x W212 mm. White, lacquered steel. 6 mm acrylic glass. With fittings. For hanging in perforated steel end panels.

Format	Hole type
A4	Round
A4	Square

Item no.

B43080948379
B43080949379



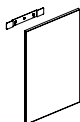
Steel sign with acrylic glass cover - for wooden end panel

H301 x W212 mm. White, lacquered steel. 6 mm acrylic glass. With fittings. For fixing on wooden end panel.

Format
A4

Item no.

B43080947379



Steel sign with acrylic glass cover - for acrylic/glass end panel

H301 x W212 mm. White, lacquered steel. 6 mm acrylic glass. With fittings. For fixing on acrylic/glass end panel.

Format
A4


Item no.

B43080941379



FUNCTIONS

SIGNAGE - SHELF LABELLING

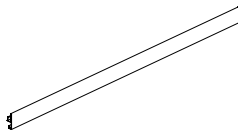


FUNCTIONS

SIGNAGE - SHELF LABELLING

Large plastic clip-on label holder

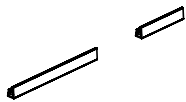
H50 mm. Transparent, antireflective plastic. Incl. white label. Clips into groove underneath steel or wooden shelf. Can glide along shelf.



Module mm		Item no.
500	Large plastic clip-on label holder	B4011445
750	Large plastic clip-on label holder	B4011447
900	Large plastic clip-on label holder	B4011449
1000	Large plastic clip-on label holder	B4011441
500	Label	B4011435
750	Label	B4011437
900	Label	B4011439
1000	Label	B4011431

Plastic clip-on label holder

H21 mm. Transparent, antireflective plastic. Incl. white label. Clips into groove underneath steel or wooden shelf. Can glide along shelf.



Width mm	Item no.
105	B4017102
210	B4017107

Labels - for all label holders and angled book support

White sheet with 13 strips/labels.
For B401710 & B405534



Width mm	Item no.
104	B4017111
209	B4017116

FUNCTIONS

SIGNAGE - SHELF LABELLING

Selfadhesive plastic label holder

H20 mm. Transparent, antireflective plastic. Incl. white label. Attach to steel shelves with smooth edge.

Width
mm

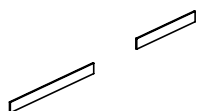
Item no.

147

B4017124

200

B4017125



Magnetic plastic label holder

H20 mm. Transparent, antireflective plastic. Incl. white label. Attach to steel shelves with smooth edge.

Width
mm

Item no.

210

B4017147



Labels - for all label holders and angled book support

White sheet with 13 strips/labels.
For B401710 & B405534

Width
mm

Item no.

104

B4017111

209

B4017116



Steel label holder

H26 x W150 x D150 mm. Lacquered steel with transparent, antireflective plastic. Incl. white label. Universal use, simply place on shelf where needed.

Item no.

B401801



Labelling cube

H200 x D200 mm. Acrylic glass. Inscription field with transparent cover on sloping front. Incl. white cardboard label. Universal use, place in between books on shelf where needed.

Width
mm

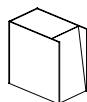
120 Cube
200 Cube

120 Label
200 Label

Item no.

B40552011
B40552031

B4055211
B4055213



Book substitute

H74 x W153 mm. White/blue/green/red plastic with transparent pocket for label. Incl. white label. Universal use, place on shelf where needed.

Item no.



FUNCTIONS

BROWSERS



FUNCTIONS

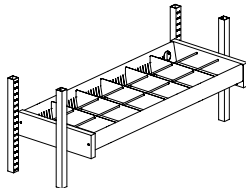
BROWSERS

For safety reasons only load the browsers with pull-out function with a maximum of 15 kg. Only install a maximum of 3 pull-out browsers on single-sided shelving and 1 pull-out browser on each side of a double-sided shelving. Shelving with castors should not have pull-out browsers installed. The lowest browser must be at least 50 cm above the floor to prevent being used as a step.

AV steel browser - for frame

H100 x D376 mm. Browser and dividers lacquered steel, wooden sides melamine coated/veneer. Hanging kit, rubber mat, 2 stainless steel tubes, 2 tilt securments and 4/5 dividers incl. Dividers are moveable.

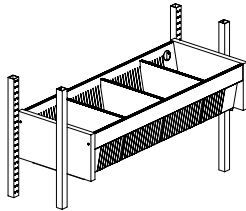
Module mm	Depth mm	Dividers	Approx. capacity	Item no. Melamine
900	250	4	150 CD's/DVD's	B43021492046
900	300	4	150 CD's/DVD's	B43021493046
1000	250	5	180 CD's/DVD's	B43021412056
1000	300	5	180 CD's/DVD's	B43021413056



Comic/map steel browser - for frame

H200 x D376 mm. Browser and dividers lacquered steel, wooden sides melamine coated/veneer. Hanging kit, rubber mat, 2 tilt securments and 2-5 dividers incl. Dividers are moveable.

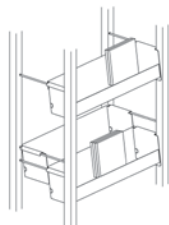
Module mm	Depth mm	Dividers	Approx. capacity	Item no. Melamine
900	250	2	102 comics	B43020492026
900	250	4	135 maps	B43020492046
900	300	2	102 comics	B43020493026
900	300	4	135 maps	B43020493046
1000	250	3	136 comics	B43020412036
1000	250	5	162 maps	B43020412056
1000	300	3	136 comics	B43020413036
1000	300	5	162 maps	B43020413056



Connectable AV steel browser - for frame

D110 mm, front edge H50 mm. Browser lacquered steel. Flexible solution for room-saving storage of CDs and DVDs. The browser can be placed single, double or triple (the third stair will protrude in front of the shelf). The slanting gives you an ideal view and you can easily reach the media. Hanging kit and 2 tilt securments incl. Rubber mat to be ordered separately.

Module mm	Depth mm		Item no.
750	250	Browser	B4302007
900	250	Browser	B4302009
1000	250	Browser	B4302001
750	250	Rubber mat	B4302027
900	250	Rubber mat	B4302029
1000	250	Rubber mat	B4302021



FUNCTIONS

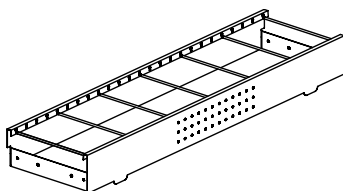
BROWSERS

For safety reasons only load the browsers with pull-out function with a maximum of 15 kg. Only install a maximum of 3 pull-out browsers on single-sided shelving and 1 pull-out browser on each side of a double-sided shelving. Shelving with castors should not have pull-out browsers installed. The lowest browser must be at least 50 cm above the floor to prevent being used as a step.

AV steel browser - for shelf

H100 mm. Lacquered steel browser and dividers with black flocked steel rods. Rubber mat and 2-5 moveable dividers incl. To be fastened onto existing 250 or 300 mm deep steel or wooden shelf without backedge.

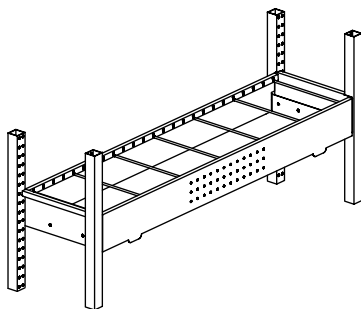
Width mm	Shelf depth mm	Dividers	Approx. capacity	Item no.
500	250	2	60 CD's/DVD's	B40508125
500	300	2	72 CD's/DVD's	B40508135
750	250	3	80 CD's/DVD's	B40508127
750	300	3	96 CD's/DVD's	B40508137
900	250	4	100 CD's/DVD's	B40508129
900	300	4	120 CD's/DVD's	B40508139
1000	250	5	120 CD's/DVD's	B40508121
1000	300	5	144 CD's/DVD's	B40508131



AV steel browser - for frame

H100 mm. Lacquered steel browser and dividers with black flocked steel rods. Plate brackets, rubber mat and 2-5 moveable dividers incl. To be mounted via brackets directly in the perforations in the frame. Incl. tilt securement.

Width mm	Shelf depth mm	Dividers	Approx. capacity	Item no.
500	250	2	60 CD's/DVD's	B430210251
500	300	2	72 CD's/DVD's	B430210351
750	250	3	80 CD's/DVD's	B430210271
750	300	3	96 CD's/DVD's	B430210371
900	250	4	100 CD's/DVD's	B430210291
900	300	4	120 CD's/DVD's	B430210391
1000	250	5	120 CD's/DVD's	B430210211
1000	300	5	144 CD's/DVD's	B430210311



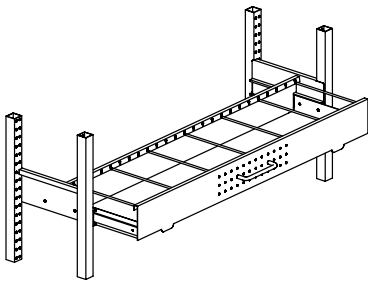
FUNCTIONS

BROWSERS

For safety reasons only load the browsers with pull-out function with a maximum of 15 kg. Only install a maximum of 3 pull-out browsers on single-sided shelving and 1 pull-out browser on each side of a double-sided shelving. Shelving with castors should not have pull-out browsers installed. The lowest browser must be at least 50 cm above the floor to prevent being used as a step.

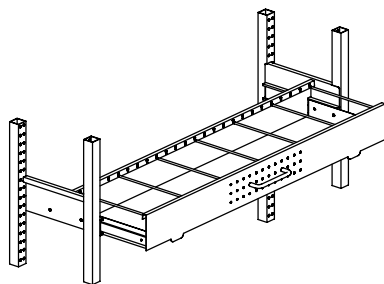
AV steel browser - with pull-out function - for frame

H100 mm. Lacquered steel browser and dividers with black flocked steel rods. Plate brackets, rubber mat and 2-5 moveable dividers incl. With handle for pull-out function on telescopic rails. To be mounted via brackets directly in the perforations in the frame. Incl. tilt securement.	Width mm	Shelf depth mm	Dividers	Approx. capacity	Item no.
	500	250	2	60 CD's/DVD's	B430210252
	500	300	2	72 CD's/DVD's	B430210352
	750	250	3	80 CD's/DVD's	B430210272
	750	300	3	96 CD's/DVD's	B430210372
	900	250	4	100 CD's/DVD's	B430210292
	900	300	4	120 CD's/DVD's	B430210392
	1000	250	5	120 CD's/DVD's	B430210212
	1000	300	5	144 CD's/DVD's	B430210312



AV steel browser - with pull-out and soft closing function - for frame

H100 mm. Lacquered steel browser and dividers with black flocked steel rods. Rubber mat and 2-5 moveable dividers incl. With handle for pull-out function on telescopic rails. To be mounted via brackets directly in the perforations in the frame. Incl. tilt securement.	Width mm	Shelf depth mm	Dividers	Approx. capacity	Item no.
	500	250	2	60 CD's/DVD's	B430210253
	500	300	2	72 CD's/DVD's	B430210353
	750	250	3	80 CD's/DVD's	B430210273
	750	300	3	96 CD's/DVD's	B430210373
	900	250	4	100 CD's/DVD's	B430210293
	900	300	4	120 CD's/DVD's	B430210393
	1000	250	5	120 CD's/DVD's	B430210213
	1000	300	5	144 CD's/DVD's	B430210313



FUNCTIONS

ACCESSORIES FOR BROWSERS

Divider for AV steel browsers

Additional lacquered steel divider with flocked steel rod.

Depth
mm

Item no.



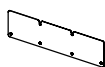
250
300

B4010702
B4010703

Divider for AV steel browser

H75 mm. Lacquered steel.

Item no.

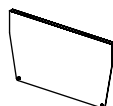


B430218

Divider for comic steel browser

H180 mm. Lacquered steel.

Item no.



B430208

FUNCTIONS

DOORS



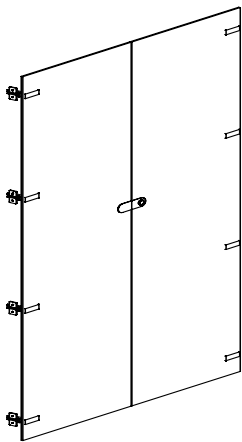
FUNCTIONS

DOORS

The Uniflex-S system offers the possibility of closing off complete shelving bays or individual sections with either glass or wooden doors. To ensure stability, it is recommended that you only install the doors on bays equipped with a back panel. Existing bays with back panels can easily be retrofitted with doors.

Glass doors

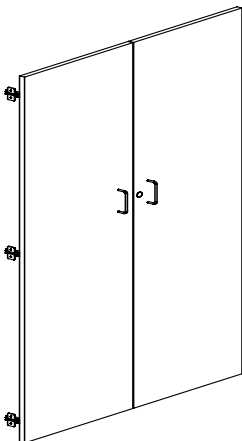
Doors made of 6 mm Sekurit single panel safety glass. For single- or double-sided bays with back panels. Set consists of 2 lockable glass swivel doors (one-key system). Top- and bottom shelf have to be ordered separately.



Height mm	Width mm	Door height mm	Item no. Starter bay	Item no. Add-on bay
1100	750	1025	B43060017210	B43060017220
1100	900	1025	B43060019210	B43060019220
1100	1000	1025	B43060011210	B43060011220
1500	750	1425	B43060027210	B43060027220
1500	900	1425	B43060029210	B43060029220
1500	1000	1425	B43060021210	B43060021220
1750	750	1675	B43060037210	B43060037220
1750	900	1675	B43060039210	B43060039220
1750	1000	1675	B43060031210	B43060031220
1860	750	1785	B43060047210	B43060047220
1860	900	1785	B43060049210	B43060049220
1860	1000	1785	B43060041210	B43060041220
2050	750	1975	B43060057210	B43060057220
2050	900	1975	B43060059210	B43060059220
2050	1000	1975	B43060051210	B43060051220
2250	750	2175	B43060067210	B43060067220
2250	900	2175	B43060069210	B43060069220
2250	1000	2175	B43060061210	B43060061220
2575	750	2500	B43060077210	B43060077220
2575	900	2500	B43060079210	B43060079220
2575	1000	2500	B43060071210	B43060071220

Wooden doors

Melamine coated/veneer. For single- or double-sided bays with back panels. Set consists of 2 lockable wooden doors (one-key system). Top- and bottom shelf have to be ordered separately.



Height mm	Width mm	Door height mm	Item no. melamine Starter bay	Item no. melamine Add-on bay
1100	750	1025	B43060017616	B43060017626
1100	900	1025	B43060019616	B43060019626
1100	1000	1025	B43060011616	B43060011626
1500	750	1425	B43060027616	B43060027626
1500	900	1425	B43060029616	B43060029626
1500	1000	1425	B43060021616	B43060021626
1750	750	1675	B43060037616	B43060037626
1750	900	1675	B43060039616	B43060039626
1750	1000	1675	B43060031616	B43060031626
1860	750	1785	B43060047616	B43060047626
1860	900	1785	B43060049616	B43060049626
1860	1000	1785	B43060041616	B43060041626
2050	750	1975	B43060057616	B43060057626
2050	900	1975	B43060059616	B43060059626
2050	1000	1975	B43060051616	B43060051626
2250	750	2175	B43060067616	B43060067626
2250	900	2175	B43060069616	B43060069626
2250	1000	2175	B43060061616	B43060061626
2575	750	2500	B43060077616	B43060077626
2575	900	2500	B43060079616	B43060079626
2575	1000	2500	B43060071616	B43060071626

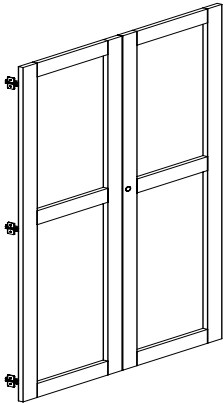
FUNCTIONS

DOORS

The Uniflex-S system offers the possibility of closing off complete shelving bays or individual sections with either glass or wooden doors. To ensure stability, it is recommended that you only install the doors on bays equipped with a back panel. Existing bays with back panels can easily be retrofitted with doors.

Glass doors with wooden frame

Melamine coated/veneer. 4 mm glass. For single- or double-sided bays with back panels. Set consists of 2 lockable wooden frame doors (one-key system). Top- and bot- tom shelf have to be ordered separately.	Height mm	Width mm	Door height mm	Item no. melamine Starter bay	Item no. melamine Add-on bay
	1100	750	1021	B43060017416	B43060017426
	1100	900	1021	B43060019416	B43060019426
	1100	1000	1021	B43060011416	B43060011426
	1500	750	1421	B43060027416	B43060027426
	1500	900	1421	B43060029416	B43060029426
	1500	1000	1421	B43060021416	B43060021426
	1750	750	1671	B43060037416	B43060037426
	1750	900	1671	B43060039416	B43060039426
	1750	1000	1671	B43060031416	B43060031426
	1860	750	1781	B43060047416	B43060047426
	1860	900	1781	B43060049416	B43060049426
	1860	1000	1781	B43060041416	B43060041426
	2050	750	1971	B43060057416	B43060057426
	2050	900	1971	B43060059416	B43060059426
	2050	1000	1971	B43060051416	B43060051426
	2250	750	2171	B43060067416	B43060067426
	2250	900	2171	B43060069416	B43060069426
	2250	1000	2171	B43060061416	B43060061426
	2575	750	2496	B43060077416	B43060077426
	2575	900	2496	B43060079416	B43060079426
	2575	1000	2496	B43060071416	B43060071426



FUNCTIONS


DOORS

The Uniflex-S system offers the possibility of closing off complete shelving bays or individual sections with either glass or wooden doors. To ensure stability, it is recommended that you only install the doors on bays equipped with a back panel. Existing bays with back panels can easily be retrofitted with doors.

Steel intermediate panel for bays with doors

Lacquered steel. Use as middle partition for bays with doors. Order one panel for single-sided bays, two for double-sided bays.

Depth mm	Height mm	Item no.
250	1100	B43006812
300	1100	B43006813
350	1100	B43006815
250	1500	B43006822
300	1500	B43006823
350	1500	B43006825
250	1750	B43006832
300	1750	B43006833
350	1750	B43006835
250	1860	B43006842
300	1860	B43006843
350	1860	B43006845
250	2050	B43006852
300	2050	B43006853
350	2050	B43006855
250	2250	B43006862
300	2250	B43006863
350	2250	B43006865
250	2575	B43006872
300	2575	B43006873
350	2575	B43006875





FUNCTIONS

ACCESSORIES FOR INCREASED BAY HEIGHT


Uniflex-S system offers the possibility of increasing the height of bays H2250 mm up to 3675 mm, by installing add-on frames to lengthen the standard frames. For easy access to the upper shelves, a ladder can hang on/roll along the rails attached to a rail system that is mounted at H2238 mm on the front of the frame.

Hanging ladder

Lacquered metal. W380 mm.
With 9 steps
H2990 mm when mounted on rail.
D940 mm when mounted on rail.
Room height must be 3050 mm.
2 handles and 4 hooks incl.
To be used with rail B430090x011.

Item no.

B404500




Rolling ladder

Lacquered metal. W380 mm.
With 8 steps.
H2600 mm when mounted on rail.
D940 mm when mounted on rail.
Room height must be 2800 mm.
2 handles and wheels incl.
All castors lock when weight is applied
to the ladder. To be used with rail
B430090x011 and B430090x012.

Item no.

B404501



FUNCTIONS

ACCESSORIES FOR INCREASED BAY HEIGHT

Straight starter section for rolling and hanging ladder

Ø28 mm. Lacquered steel. Includes tube, two plugs and fastening material.

Module
mm

Item no.

500

B4300905011

750

B4300907011

900

B4300909011

1000

B4300901011



Add-on section for rolling and hanging ladder

Ø28 mm. Lacquered steel. Includes tube and fastening material.

Module
mm

Item no.

500

B4300905012

750

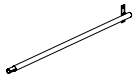
B4300907012

900

B4300909012

1000

B4300901012

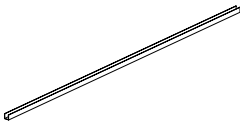


Bay connectors

U-profile 30 x 30 mm. Lacquered steel. Incl. fastening material. Functions as a tilt stop for bays. It is used to connect individual rows of bays and should be secured to a building wall.

Item no.

B430910

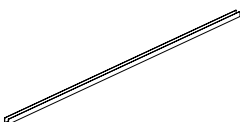



Bay connectors for lights

U-profile 30 x 30 mm with centre light fixture. Lacquered steel. Incl. fastening material. Functions as a tilt stop for bays. It is used to connect individual rows of bays and should be secured to a building wall.

Item no.

-





N Erziehung

Dingolfing Public Library, Germany
Uniflex-S with castor set

FUNCTIONS

CASTORS

The castor set can easily be retrofitted on the inside of existing double-sided shelving with back frame. The castor set ensures that the height of the mobile shelf remains the same as the non-mobile shelves. Two sets of castors are required for starter bays, one set for add-on bays.

The single castors are meant for installation directly into the Uniflex-S/B frames (see page 33-34).

Castor set for Uniflex-S

Lacquered steel. Incl. fastening material and two castors. Can be used with double-sided configurations BB43000, frames for back frame B4300005 and end panels for castor set. Cannot be used with back panel or plinth.

Depth
mm

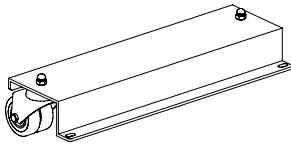
250
300

Item no.
Hard castors

B430016523
B430016533

Item no.
Soft castors

B430016522
B430016532



Castor set for Uniflex-B

Lacquered steel. Incl. fastening material and two castors. Can be used with double-sided configurations BB43050, frames for back frame B4300006 and end panels for castor set. Cannot be used with back panel or plinth.

Depth
mm

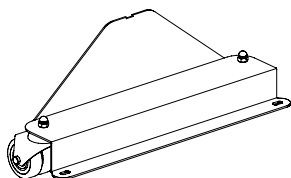
250
300

Item no.
Hard castors

B430016623
B430016633

Item no.
Soft castors

B430016622
B430016632



Single castors for Uniflex-S/B frame

Can be used with frame B430012 with back frame and steel end panels B430062/B430065/B430067.

With/without
brakes

Without brakes
With brakes

Item no.
Hard castors




B43001430
B43001431

Item no.
Soft castors

B43001420
B43001421

PANELS

PERFORATED STEEL END PANELS



PANELS

ACRYLIC, GLAS AND WOODEN END PANELS




PANELS


PERFORATED STEEL END PANELS - FOR ADJUSTABLE FEET/CASTOR SET - INSIDE FRAME

Use the panels to finish off the Uniflex-S shelving system; they are easily retrofitted on existing shelving systems. They are fastened with screws and fitted on the inside of the frame, so they are flush with the frame. The end panels are not compatible with Uniflex-B, Uniflex-S bays with single castors and cannot be combined with doors. Order one end panel for single-sided bays, and two panels for double-sided bays. Functions for presentation, see page 67 for steel signs see page 71.

Perforated steel end panel with round holes

Round holes Ø5 mm. Lacquered steel. Fastening material included.	Height mm	Shelf depth mm	Actual width mm	Item no.
	1100	250	217	B4300601201
	1100	300	267	B4300601301
	1100	350	317	B4300601501
	1500	250	217	B4300602201
	1500	300	267	B4300602301
	1500	350	317	B4300602501
	1750	250	217	B4300603201
	1750	300	267	B4300603301
	1750	350	317	B4300603501
	1860	250	217	B4300604201
	1860	300	267	B4300604301
	1860	350	317	B4300604501
	2050	250	217	B4300605201
	2050	300	267	B4300605301
	2050	350	317	B4300605501
	2250	250	217	B4300606201
	2250	300	267	B4300606301
	2250	350	317	B4300606501
	2575	250	217	B4300607201
	2575	300	267	B4300607301
	2575	350	317	B4300607501

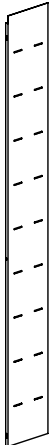
Perforated steel end panel with square holes

Square holes 10 x 10 mm. Lacquered steel. Fastening material included.	Height mm	Shelf depth mm	Width mm	Item no.
	1100	250	217	B4300601215
	1100	300	267	B4300601315
	1100	350	317	B4300601515
	1500	250	217	B4300602215
	1500	300	267	B4300602315
	1500	350	317	B4300602515
	1750	250	217	B4300603215
	1750	300	267	B4300603315
	1750	350	317	B4300603515
	1860	250	217	B4300604215
	1860	300	267	B4300604315
	1860	350	317	B4300604515
	2050	250	217	B4300605215
	2050	300	267	B4300605315
	2050	350	317	B4300605515
	2250	250	217	B4300606215
	2250	300	267	B4300606315
	2250	350	317	B4300606515
	2575	250	217	B4300607215
	2575	300	267	B4300607315
	2575	350	317	B4300607515

PERFORATED STEEL END PANELS - FOR ADJUSTABLE FEET/CASTOR SET - INSIDE FRAME

Use the panels to finish off the Uniflex-S shelving system; they are easily retrofitted on existing shelving systems. They are fastened with screws and fitted on the inside of the frame, so they are flush with the frame. The end panels are not compatible with Uniflex-B, Uniflex-S bays with single castors and cannot be combined with doors. Order one end panel for single-sided bays, and two panels for double-sided bays. Functions for presentation, see page 67, for steel signs see page 71.

Perforated steel end panel with slots

Slots 4 x 40 mm. Lacquered steel. Fastening material included.	Height mm	Shelf depth mm	Width mm	Item no.
	1100	250	217	B4300601230
	1100	300	267	B4300601330
	1100	350	317	B4300601530
	1500	250	217	B4300602230
	1500	300	267	B4300602330
	1500	350	317	B4300602530
	1750	250	217	B4300603230
	1750	300	267	B4300603330
	1750	350	317	B4300603530
	1860	250	217	B4300604230
	1860	300	267	B4300604330
	1860	350	317	B4300604530
	2050	250	217	B4300605230
	2050	300	267	B4300605330
	2050	350	317	B4300605530
	2250	250	217	B4300606230
	2250	300	267	B4300606330
	2250	350	317	B4300606530
	2575	250	217	B4300607230
	2575	300	267	B4300607330
	2575	350	317	B4300607530


PANELS

PERFORATED STEEL END PANELS - FOR ADJUSTABLE FEET/CASTOR SET - OUTSIDE FRAME

Use the panels to finish off the Uniflex-S shelving system; they are easily retrofitted on existing shelving systems. The panels are mounted on the outside of the frame. They are not compatible with Uniflex-B and Uniflex-S bays with castors, but can be combined with doors. Functions for presentation, see page 67, for steel signs see page 71.

Perforated steel end panel with round holes


Round hole Ø5 mm.
Lacquered steel. Fastening material included.



Height mm	Shelf depth mm	Width mm	Item no. Single-sided	Item no. Double-sided
1100	250	280/530	B43006412101	B43006412201
1100	300	330/630	B43006413101	B43006413201
1100	350	380/730	B43006415101	B43006415201
1500	250	280/530	B43006422101	B43006422201
1500	300	330/630	B43006423101	B43006423201
1500	350	380/730	B43006425101	B43006425201
1750	250	280/530	B43006432101	B43006432201
1750	300	330/630	B43006433101	B43006433201
1750	350	380/730	B43006435101	B43006435201
1860	250	280/530	B43006442101	B43006442201
1860	300	330/630	B43006443101	B43006443201
1860	350	380/730	B43006445101	B43006445201
2050	250	280/530	B43006452101	B43006452201
2050	300	330/630	B43006453101	B43006453201
2050	350	380/730	B43006455101	B43006455201
2250	250	280/530	B43006462101	B43006462201
2250	300	330/630	B43006463101	B43006463201
2250	350	380/730	B43006465101	B43006465201
2575	250	280/530	B43006472101	B43006472201
2575	300	330/630	B43006473101	B43006473201
2575	350	380/730	B43006475101	B43006475201

Perforated steel end panel with square holes

Square hole 10 x 10 mm.
Lacquered steel. Fastening material included.



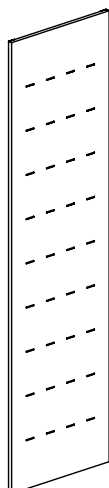
Height mm	Shelf depth mm	Width mm	Item no. Single-sided	Item no. Double-sided
1100	250	280/530	B43006412115	B43006412215
1100	300	330/630	B43006413115	B43006413215
1100	350	380/730	B43006415115	B43006415215
1500	250	280/530	B43006422115	B43006422215
1500	300	330/630	B43006423115	B43006423215
1500	350	380/730	B43006425115	B43006425215
1750	250	280/530	B43006432115	B43006432215
1750	300	330/630	B43006433115	B43006433215
1750	350	380/730	B43006435115	B43006435215
1860	250	280/530	B43006442115	B43006442215
1860	300	330/630	B43006443115	B43006443215
1860	350	380/730	B43006445115	B43006445215
2050	250	280/530	B43006452115	B43006452215
2050	300	330/630	B43006453115	B43006453215
2050	350	380/730	B43006455115	B43006455215
2250	250	280/530	B43006462115	B43006462215
2250	300	330/630	B43006463115	B43006463215
2250	350	380/730	B43006465115	B43006465215
2575	250	280/530	B43006472115	B43006472215
2575	300	330/630	B43006473115	B43006473215
2575	350	380/730	B43006475115	B43006475215

PERFORATED STEEL END PANELS - FOR ADJUSTABLE FEET/CASTOR SET - OUTSIDE FRAME

Use the panels to finish off the Uniflex-S shelving system; they are easily retrofitted on existing shelving systems. The panels are mounted on the outside of the frame. They are not compatible with Uniflex-B and Uniflex-S bays with castors, but can be combined with doors. Functions for presentation, see page 67, for steel signs see page 71.

Perforated steel end panel with slots

Slots 4 x 40 mm.
Lacquered steel. Fastening material included.




Height mm	Shelf depth mm	Width mm	Item no. Single-sided	Item no. Double-sided
1100	250	280/530	B43006412130	B43006412230
1100	300	330/630	B43006413130	B43006413230
1100	350	380/730	B43006415130	B43006415230
1500	250	280/530	B43006422130	B43006422230
1500	300	330/630	B43006423130	B43006423230
1500	350	380/730	B43006425130	B43006425230
1750	250	280/530	B43006432130	B43006432230
1750	300	330/630	B43006433130	B43006433230
1750	350	380/730	B43006435130	B43006435230
1860	250	280/530	B43006442130	B43006442230
1860	300	330/630	B43006443130	B43006443230
1860	350	380/730	B43006445130	B43006445230
2050	250	280/530	B43006452130	B43006452230
2050	300	330/630	B43006453130	B43006453230
2050	350	380/730	B43006455130	B43006455230
2250	250	280/530	B43006462130	B43006462230
2250	300	330/630	B43006463130	B43006463230
2250	350	380/730	B43006465130	B43006465230
2575	250	280/530	B43006472130	B43006472230
2575	300	330/630	B43006473130	B43006473230
2575	350	380/730	B43006475130	B43006475230

Micro-perforated steel end panel

Lacquered steel. Fastening material included.

Note - cannot be combined with doors.




Height mm	Shelf depth mm	Width mm	Item no. Single-sided	Item no. Double-sided
1100	250	220/470	B430066121	B430066122
1100	300	270/570	B430066131	B430066132
1100	350	320/670	B430066151	B430066152
1500	250	220/470	B430066221	B430066222
1500	300	270/570	B430066231	B430066232
1500	350	320/670	B430066251	B430066252
1750	250	220/470	B430066321	B430066322
1750	300	270/570	B430066331	B430066332
1750	350	320/670	B430066351	B430066352
1860	250	220/470	B430066421	B430066422
1860	300	270/570	B430066431	B430066432
1860	350	320/670	B430066451	B430066452
2050	250	220/470	B430066521	B430066522
2050	300	270/570	B430066531	B430066532
2050	350	320/670	B430066551	B430066552
2250	250	220/470	B430066621	B430066622
2250	300	270/570	B430066631	B430066632
2250	350	320/670	B430066651	B430066652

PANELS


PERFORATED STEEL END PANELS - FOR SINGLE CASTORS - INSIDE FRAME

Use the panels to finish off the Uniflex-S shelving system; they are easily retrofitted on existing shelving systems with single castors. They are fastened with screws and fitted on the inside of the frame, so they are flush with the frame. These end panels cannot be combined with Uniflex-B and doors. Order two panels for double-sided bays. Functions for presentation, see page 67, for steel signs see page 71.

Perforated steel end panel with round holes

Round holes Ø5 mm. Lacquered steel. Fastening material included.	Height mm	Shelf depth mm	Actual width mm	Item no.
	1100	250	217	B4300621201
	1100	300	267	B4300621301
	1100	350	317	B4300621501
	1500	250	217	B4300622201
	1500	300	267	B4300622301
	1500	350	317	B4300622501
	1750	250	217	B4300623201
	1750	300	267	B4300623301
	1750	350	317	B4300623501
	1860	250	217	B4300624201
	1860	300	267	B4300624301
	1860	350	317	B4300624501
	2050	250	217	B4300625201
	2050	300	267	B4300625301
	2050	350	317	B4300625501
	2250	250	217	B4300626201
	2250	300	267	B4300626301
	2250	350	317	B4300626501
	2575	250	217	B4300627201
	2575	300	267	B4300627301
	2575	350	317	B4300627501

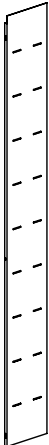
Perforated steel end panel with square holes

Square holes 10 x 10 mm. Lacquered steel. Fastening material included.	Height mm	Shelf depth mm	Width mm	Item no.
	1100	250	217	B4300621215
	1100	300	267	B4300621315
	1100	350	317	B4300621515
	1500	250	217	B4300622215
	1500	300	267	B4300622315
	1500	350	317	B4300622515
	1750	250	217	B4300623215
	1750	300	267	B4300623315
	1750	350	317	B4300623515
	1860	250	217	B4300624215
	1860	300	267	B4300624315
	1860	350	317	B4300624515
	2050	250	217	B4300625215
	2050	300	267	B4300625315
	2050	350	317	B4300625515
	2250	250	217	B4300626215
	2250	300	267	B4300626315
	2250	350	317	B4300626515
	2575	250	217	B4300627215
	2575	300	267	B4300627315
	2575	350	317	B4300627515

PERFORATED STEEL END PANELS - FOR SINGLE CASTORS - INSIDE FRAME

Use the panels to finish off the Uniflex-S shelving system; they are easily retrofitted on existing shelving systems with single castors. They are fastened with screws and fitted on the inside of the frame, so they are flush with the frame. These end panels cannot be combined with Uniflex-B and doors. Order two panels for double-sided bays. Functions for presentation, see page 67, for steel signs see page 71.

Perforated steel end panel with slots

Slots 4 x 40 mm. Lacquered steel. Fastening material included.	Height mm	Shelf depth mm	Width mm	Item no.
	1100	250	217	B4300621230
	1100	300	267	B4300621330
	1100	350	317	B4300621530
	1500	250	217	B4300622230
	1500	300	267	B4300622330
	1500	350	317	B4300622530
	1750	250	217	B4300623230
	1750	300	267	B4300623330
	1750	350	317	B4300623530
	1860	250	217	B4300624230
	1860	300	267	B4300624330
	1860	350	317	B4300624530
	2050	250	217	B4300625230
	2050	300	267	B4300625330
	2050	350	317	B4300625530
	2250	250	217	B4300626230
	2250	300	267	B4300626330
	2250	350	317	B4300626530
	2575	250	217	B4300627230
	2575	300	267	B4300627330
	2575	350	317	B4300627530


PANELS

PERFORATED STEEL END PANELS - FOR SINGLE CASTORS - OUTSIDE FRAME

Use the panels to finish off the Uniflex-S shelving system; they are easily retrofitted on existing shelving systems. The panels are mounted on the outside of the frame. The end panels are not compatible with Uniflex-B, but can be combined with doors. Functions for presentation, see page 67, for steel signs see page 71.

Perforated steel end panel with round holes


Round hole Ø5 mm.
Lacquered steel. Fastening material included.



Height mm	Shelf depth mm	Width mm	Item no. Double-sided
1100	250	530	B43006512201
1100	300	630	B43006513201
1100	350	730	B43006515201
1500	250	530	B43006522201
1500	300	630	B43006523201
1500	350	730	B43006525201
1750	250	530	B43006532201
1750	300	630	B43006533201
1750	350	730	B43006535201
1860	250	530	B43006542201
1860	300	630	B43006543201
1860	350	730	B43006545201
2050	250	530	B43006552201
2050	300	630	B43006553201
2050	350	730	B43006555201

Perforated steel end panel with square holes

Square hole 10 x 10 mm.
Lacquered steel. Fastening material included.



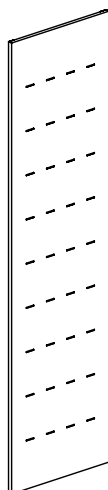
Height mm	Shelf depth mm	Width mm	Item no. Double-sided
1100	250	530	B43006512215
1100	300	630	B43006513215
1100	350	730	B43006515215
1500	250	530	B43006522215
1500	300	630	B43006523215
1500	350	730	B43006525215
1750	250	530	B43006532215
1750	300	630	B43006533215
1750	350	730	B43006535215
1860	250	530	B43006542215
1860	300	630	B43006543215
1860	350	730	B43006545215
2050	250	530	B43006552215
2050	300	630	B43006553215
2050	350	730	B43006555215

PERFORATED STEEL END PANELS - FOR SINGLE CASTORS - OUTSIDE FRAME

Use the panels to finish off the Uniflex-S shelving system; they are easily retrofitted on existing shelving systems. The panels are mounted on the outside of the frame. The end panels are not compatible with Uniflex-B, but can be combined with doors. Functions for presentation, see page 67, for steel signs see page 71.

Perforated steel end panel with slots

Slots 4 x 40 mm.
Lacquered steel. Fastening material included.




Height mm	Shelf depth mm	Width mm	Item no. Double-sided
1100	250	530	B43006512230
1100	300	630	B43006513230
1100	350	730	B43006515230
1500	250	530	B43006522230
1500	300	630	B43006523230
1500	350	730	B43006525230
1750	250	530	B43006532230
1750	300	630	B43006533230
1750	350	730	B43006535230
1860	250	530	B43006542230
1860	300	630	B43006543230
1860	350	730	B43006545230
2050	250	530	B43006552230
2050	300	630	B43006553230
2050	350	730	B43006555230

Micro-perforated steel end panel

Lacquered steel. Fastening material included.

Note - cannot be combined with doors.



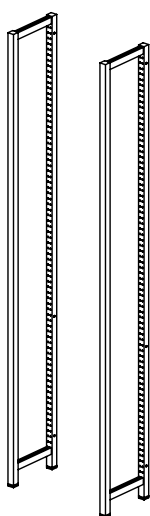
Height mm	Shelf depth mm	Width mm	Item no. Double-sided
1100	250	470	B430067122
1100	300	570	B430067132
1100	350	670	B430067152
1500	250	470	B430067222
1500	300	570	B430067232
1500	350	670	B430067252
1750	250	470	B430067322
1750	300	570	B430067332
1750	350	670	B430067352
1860	250	470	B430067422
1860	300	570	B430067432
1860	350	670	B430067452
2050	250	470	B430067522
2050	300	570	B430067532
2050	350	670	B430067552



Use the bay for extra storage and display on the end of Uniflex shelving systems. They are easily retrofitted on existing D250 mm double-sided shelving systems. Use with standard steel or wooden shelves, see from page 41.

Steel end panel bay - for bays with adjustable feet

Lacquered steel. Incl. fastening material. These end panel bays cannot be combined with doors.	Height mm	Shelf depth mm	Width mm	Item no.
	1100	250	500	B43007012
	1500	250	500	B43007022
	1750	250	500	B43007032
	1860	250	500	B43007042
	2050	250	500	B43007052
	2250	250	500	B43007062
	2575	250	500	B43007072



Steel end panel bay - for bays with castors

Lacquered steel. Incl. fastening material. Also available with soft castors and with brakes. These end panel bays cannot be combined with doors.	Height mm	Shelf depth mm	Width mm	Item no.
	1100	250	500	B4300721230
	1500	250	500	B4300722230
	1750	250	500	B4300723230
	1860	250	500	B4300724230
	2050	250	500	B4300725230

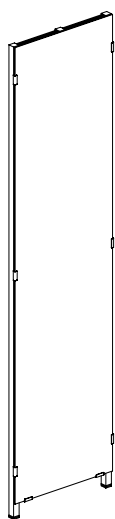
PANELS

ACRYLIC END PANELS

Use the panels to finish off the Uniflex-S shelving system; they are easily retrofitted on existing shelving systems. The panels are made of translucent acrylic available in a variety of colours with satin finish and sand-blasted effect, see Design Options page 7 and are available in two heights; from top to bottom shelf (base-free) or top to floor (floor-level).

Acrylic end panel - base free

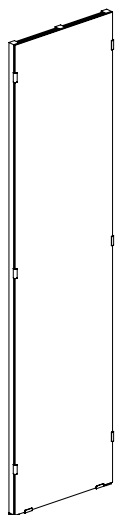
Fastening material included. These end panels are not compatible with Uniflex-B, Uniflex-S with castors or steel cross base.



Height mm	Shelf depth mm	Width mm	Item no. Single-sided	Item no. Double-sided
1100	250	280/530	B4301001121	B4301001122
1100	300	330/630	B4301001131	B4301001132
1100	350	380/730	B4301001151	B4301001152
1500	250	280/530	B4301001221	B4301001222
1500	300	330/630	B4301001231	B4301001232
1500	350	380/730	B4301001251	B4301001252
1750	250	280/530	B4301001321	B4301001322
1750	300	330/630	B4301001331	B4301001332
1750	350	380/730	B4301001351	B4301001352
1860	250	280/530	B4301001421	B4301001422
1860	300	330/630	B4301001431	B4301001432
1860	350	380/730	B4301001451	B4301001452
2050	250	280/530	B4301001521	B4301001522
2050	300	330/630	B4301001531	B4301001532
2050	350	380/730	B4301001551	B4301001552
2250	250	280/530	B4301001621	B4301001622
2250	300	330/630	B4301001631	B4301001632
2250	350	380/730	B4301001651	B4301001652
2575	250	280/530	B4301001721	B4301001722
2575	300	330/630	B4301001731	B4301001732
2575	350	380/730	B4301001751	B4301001752

Acrylic end panel - floor level

Fastening material included. These end panels are not compatible with Uniflex-B, Uniflex-S with castors or steel cross base.



Height mm	Shelf depth mm	Width mm	Item no. Single-sided	Item no. Double-sided
1100	250	280/530	B4301002121	B4301002122
1100	300	330/630	B4301002131	B4301002132
1100	350	380/730	B4301002151	B4301002152
1500	250	280/530	B4301002221	B4301002222
1500	300	330/630	B4301002231	B4301002232
1500	350	380/730	B4301002251	B4301002252
1750	250	280/530	B4301002321	B4301002322
1750	300	330/630	B4301002331	B4301002332
1750	350	380/730	B4301002351	B4301002352
1860	250	280/530	B4301002421	B4301002422
1860	300	330/630	B4301002431	B4301002432
1860	350	380/730	B4301002451	B4301002452
2050	250	280/530	B4301002521	B4301002522
2050	300	330/630	B4301002531	B4301002532
2050	350	380/730	B4301002551	B4301002552
2250	250	280/530	B4301002621	B4301002622
2250	300	330/630	B4301002631	B4301002632
2250	350	380/730	B4301002651	B4301002652
2575	250	280/530	B4301002721	B4301002722
2575	300	330/630	B4301002731	B4301002732
2575	350	380/730	B4301002751	B4301002752


PANELS

ACRYLIC END PANELS

Use the panels to finish off the Uniflex-S shelving system; they are easily retrofitted on existing shelving systems. The panels are made of translucent acrylic available in a variety of colours with satin finish and sand-blasted effect, see Design Options page 7. End panels with 12 mm spacing are screwed onto the inside of the frame, adding a total of 18 mm to the width of the bay.

Acrylic end panel - floor level - with 12 mm distance

The end panel is screwed to the bearing frame at a 12 mm distance. These end panels are not compatible with Uniflex-B, Uniflex-S with castors, with doors or with steel cross base.



Height mm	Shelf depth mm	Width mm	Item no. Single-sided	Item no. Double-sided
1100	250	280/530	B4301003121	B4301003122
1100	300	330/630	B4301003131	B4301003132
1100	350	380/730	B4301003151	B4301003152
1500	250	280/530	B4301003221	B4301003222
1500	300	330/630	B4301003231	B4301003232
1500	350	380/730	B4301003251	B4301003252
1750	250	280/530	B4301003321	B4301003322
1750	300	330/630	B4301003331	B4301003332
1750	350	380/730	B4301003351	B4301003352
1860	250	280/530	B4301003421	B4301003422
1860	300	330/630	B4301003431	B4301003432
1860	350	380/730	B4301003451	B4301003452
2050	250	280/530	B4301003521	B4301003522
2050	300	330/630	B4301003531	B4301003532
2050	350	380/730	B4301003551	B4301003552
2250	250	280/530	B4301003621	B4301003622
2250	300	330/630	B4301003631	B4301003632
2250	350	380/730	B4301003651	B4301003652
2575	250	280/530	B4301003721	B4301003722
2575	300	330/630	B4301003731	B4301003732
2575	350	380/730	B4301003751	B4301003752

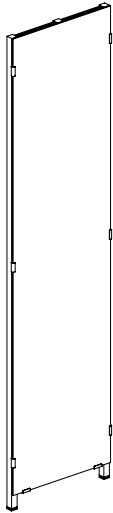
PANELS

SAFETY GLASS END PANELS

Use the panels to finish off the Uniflex-S shelving system; they are easily retrofitted on existing shelving systems. The panels are made of frosted laminated safety glass (German VSG) and are available in two heights; from top to bottom shelf (base-free) or top to floor (floor-level).

Safety glass end panel - base free

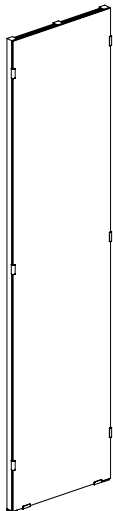
Fastening material included. These end panels are not compatible with Uniflex-B, Uniflex-S with castors or steel cross base.



Height mm	Shelf depth mm	Width mm	Item no. Single-sided	Item no. Double-sided
1100	250	280/530	B4301011121000	B4301011122000
1100	300	330/630	B4301011131000	B4301011132000
1100	350	380/730	B4301011151000	B4301011152000
1500	250	280/530	B4301011221000	B4301011222000
1500	300	330/630	B4301011231000	B4301011232000
1500	350	380/730	B4301011251000	B4301011252000
1750	250	280/530	B4301011321000	B4301011322000
1750	300	330/630	B4301011331000	B4301011332000
1750	350	380/730	B4301011351000	B4301011352000
1860	250	280/530	B4301011421000	B4301011422000
1860	300	330/630	B4301011431000	B4301011432000
1860	350	380/730	B4301011451000	B4301011452000
2050	250	280/530	B4301011521000	B4301011522000
2050	300	330/630	B4301011531000	B4301011532000
2050	350	380/730	B4301011551000	B4301011552000
2250	250	280/530	B4301011621000	B4301011622000
2250	300	330/630	B4301011631000	B4301011632000
2250	350	380/730	B4301011651000	B4301011652000
2575	250	280/530	B4301011721000	B4301011722000
2575	300	330/630	B4301011731000	B4301011732000
2575	350	380/730	B4301011751000	B4301011752000

Safety glass end panel - floor-level

Fastening material included. These end panels are not compatible with Uniflex-B, Uniflex-S with castors or steel cross base.



Height mm	Shelf depth mm	Width mm	Item no. Single-sided	Item no. Double-sided
1100	250	280/530	B4301012121000	B4301012122000
1100	300	330/630	B4301012131000	B4301012132000
1100	350	380/730	B4301012151000	B4301012152000
1500	250	280/530	B4301012221000	B4301012222000
1500	300	330/630	B4301012231000	B4301012232000
1500	350	380/730	B4301012251000	B4301012252000
1750	250	280/530	B4301012321000	B4301012322000
1750	300	330/630	B4301012331000	B4301012332000
1750	350	380/730	B4301012351000	B4301012352000
1860	250	280/530	B4301012421000	B4301012422000
1860	300	330/630	B4301012431000	B4301012432000
1860	350	380/730	B4301012451000	B4301012452000
2050	250	280/530	B4301012521000	B4301012522000
2050	300	330/630	B4301012531000	B4301012532000
2050	350	380/730	B4301012551000	B4301012552000
2250	250	280/530	B4301012621000	B4301012622000
2250	300	330/630	B4301012631000	B4301012632000
2250	350	380/730	B4301012651000	B4301012652000
2575	250	280/530	B4301012721000	B4301012722000
2575	300	330/630	B4301012731000	B4301012732000
2575	350	380/730	B4301012751000	B4301012752000

PANELS

WOODEN END PANELS

Use the panels to finish off the Uniflex-B and -S shelving system, they are easily retrofitted on existing shelving systems. The panels are made of 19 mm particle board.

Wooden end panel

Melamine coated/veneer.
Fastening material included.
These end panels are not compatible with Uniflex-S bays with castors, but can be combined with doors.



Height mm	Shelf depth mm	Width mm	Item no. melamine Single-sided	Item no. melamine Double-sided
1100	250	280/530	B4304601216	B4304601226
1100	300	330/630	B4304601316	B4304601326
1100	350	380/730	B4304601516	B4304601526
1500	250	280/530	B4304602216	B4304602226
1500	300	330/630	B4304602316	B4304602326
1500	350	380/730	B4304602516	B4304602526
1750	250	280/530	B4304603216	B4304603226
1750	300	330/630	B4304603316	B4304603326
1750	350	380/730	B4304603516	B4304603526
1860	250	280/530	B4304604216	B4304604226
1860	300	330/630	B4304604316	B4304604326
1860	350	380/730	B4304604516	B4304604526
2050	250	280/530	B4304605216	B4304605226
2050	300	330/630	B4304605316	B4304605326
2050	350	380/730	B4304605516	B4304605526
2250	250	280/530	B4304606216	B4304606226
2250	300	330/630	B4304606316	B4304606326
2250	350	380/730	B4304606516	B4304606526
2575	250	280/530	B4304607216	B4304607226
2575	300	330/630	B4304607316	B4304607326
2575	350	380/730	B4304607516	B4304607526

FUNCTIONS

DISPLAY & STORAGE - FOR WOODEN END PANEL BAYS



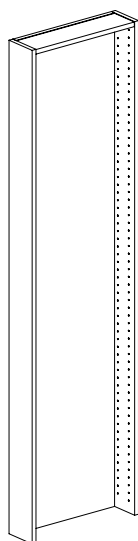
PANELS

WOODEN END PANEL BAY

Use the panels to create display area on Uniflex shelving system. They are easily retrofitted on existing double-sided shelving systems. They can also be mounted directly onto a wall. Lettering and inscription can be done directly on the end panel bay or on an additional sign.

Wooden end panel bay

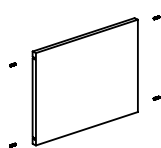
Melamine coated/veneer. Fastening material included. These end panels are not compatible with Uniflex-S bays with castors but can be combined with doors.



Height mm	Shelf depth mm	Width mm	Item no. melamine Uniflex	Item no. melamine Wall mounting
1100	250	280/530	B4304641206	B4304641216
1100	300	330/630	B4304641306	B4304641316
1100	350	380/730	B4304641506	B4304641516
1500	250	280/530	B4304642206	B4304642216
1500	300	330/630	B4304642306	B4304642316
1500	350	380/730	B4304642506	B4304642516
1750	250	280/530	B4304643206	B4304643216
1750	300	330/630	B4304643306	B4304643316
1750	350	380/730	B4304643506	B4304643516
1860	250	280/530	B4304644206	B4304644216
1860	300	330/630	B4304644306	B4304644316
1860	350	380/730	B4304644506	B4304644516
2050	250	280/530	B4304645206	B4304645216
2050	300	330/630	B4304645306	B4304645316
2050	350	380/730	B4304645506	B4304645516
2250	250	280/530	B4304646206	B4304646216
2250	300	330/630	B4304646306	B4304646316
2250	350	380/730	B4304646506	B4304646516

Wooden sign for wooden end panel bay


H368 x W489/589 mm. Melamine coated/veneer. Labelling upon request.



Shelf depth mm	Width mm	Item no. melamine
250	489	B405512826
300	589	B405512936

Steel display shelf for wooden end panel bay

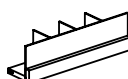
H280 x W489/589 mm. Lacquered steel.



Shelf depth mm	Width mm	Item no.
250	489	B40551482
300	589	B40551493

Wooden brochure rack for wooden end panel bay

H140 x W489/589 mm. Melamine coated/veneer. Front and three adjustable dividers in acrylic glass.



Shelf depth mm	Width mm	Item no. melamine
250	489	B405516826
300	589	B405516936

PANELS

WOODEN BORDER WITH END PANELS AND TOP SHELF

A surrounding 50 mm wooden border used to emphasize an individual bay. The outside edges of the side panels have an incorporated bumper edge for a high-quality look. The parts are easily retrofitted on existing shelving systems.

A steel top shelf with hanging book stop can be mounted underneath the wooden border top shelf. The top shelf is mounted with screws from within, so there are no visible screws on top.

A wooden border top shelf for more than one bay (max. 2600 mm in length) is available upon request.

Wooden border end panels - 1 pair

Border W50 mm. Melamine coated/veneer. Fastening material included. These end panels are not compatible with Uniflex-S bays with castors and cannot be combined with doors.

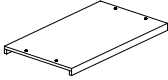


Height mm	Shelf depth mm	Width mm	Item no. melamine Single-sided	Item no. melamine Double-sided
1100	250	300/570	B4304621216	B4304621226
1100	300	350/670	B4304621316	B4304621326
1100	350	400/770	B4304621516	B4304621526
1500	250	300/570	B4304622216	B4304622226
1500	300	350/670	B4304622316	B4304622326
1500	350	400/770	B4304622516	B4304622526
1750	250	300/570	B4304623216	B4304623226
1750	300	350/670	B4304623316	B4304623326
1750	350	400/770	B4304623516	B4304623526
1860	250	300/570	B4304624216	B4304624226
1860	300	350/670	B4304624316	B4304624326
1860	350	400/770	B4304624516	B4304624526
2050	250	300/570	B4304625216	B4304625226
2050	300	350/670	B4304625316	B4304625326
2050	350	400/770	B4304625516	B4304625526
2250	250	300/570	B4304626216	B4304626226
2250	300	350/670	B4304626316	B4304626326
2250	350	400/770	B4304626516	B4304626526
2575	250	300/570	B4304627216	B4304627226
2575	300	350/670	B4304627316	B4304627326
2575	350	400/770	B4304627516	B4304627526

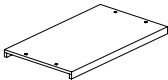
PANELS

WOODEN BORDER WITH END PANELS AND TOP SHELF

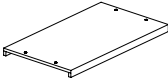
Wooden border top shelf - freestanding

Border W50 mm. Melamine coated/veneer. Fastening material included. Cannot be used with lighting or labelling.	Module mm	Shelf depth mm	Depth mm	Item no. melamine	
				Single-sided	Double-sided
	500	250	300/570	B43043852196	B43044052196
	500	300	350/670	B43043853196	B43044053196
	500	350	400/770	B43043855196	B43044055196
	750	250	300/570	B43043872196	B43044072196
	750	300	350/670	B43043873196	B43044073196
	750	350	400/770	B43043875196	B43044075196
	900	250	300/570	B43043892196	B43044092196
	900	300	350/670	B43043893196	B43044093196
	900	350	400/770	B43043895196	B43044095196
	1000	250	300/570	B43043812196	B43044012196
	1000	300	350/670	B43043813196	B43044013196
	1000	350	400/770	B43043815196	B43044015196

Wooden border top shelf - outer

Border W50 mm. Melamine coated/veneer. Fastening material included. Cannot be used with lighting or labelling.	Module mm	Shelf depth mm	Depth mm	Item no. melamine	
				Single-sided	Double-sided
	500	250	300/570	B43043852176	B43044052176
	500	300	350/670	B43043853176	B43044053176
	500	350	400/770	B43043855176	B43044055176
	750	250	300/570	B43043872176	B43044072176
	750	300	350/670	B43043873176	B43044073176
	750	350	400/770	B43043875176	B43044075176
	900	250	300/570	B43043892176	B43044092176
	900	300	350/670	B43043893176	B43044093176
	900	350	400/770	B43043895176	B43044095176
	1000	250	300/570	B43043812176	B43044012176
	1000	300	350/670	B43043813176	B43044013176
	1000	350	400/770	B43043815176	B43044015176

Wooden border top shelf - intermediate

Border W50 mm. Melamine coated/veneer. Fastening material included. Cannot be used with lighting or labelling.	Module mm	Shelf depth mm	Depth mm	Item no. melamine	
				Single-sided	Double-sided
	500	250	300/570	B43043852186	B43044052186
	500	300	350/670	B43043853186	B43044053186
	500	350	400/770	B43043855186	B43044055186
	750	250	300/570	B43043872186	B43044072186
	750	300	350/670	B43043873186	B43044073186
	750	350	400/770	B43043875186	B43044075186
	900	250	300/570	B43043892186	B43044092186
	900	300	350/670	B43043893186	B43044093186
	900	350	400/770	B43043895186	B43044095186
	1000	250	300/570	B43043812186	B43044012186
	1000	300	350/670	B43043813186	B43044013186
	1000	350	400/770	B43043815186	B43044015186

LOCATIONS

WE ARE LIBRARY PEOPLE®



DENMARK

Lammhults Biblioteksdesign A/S
Dalbækvej 1
6670 Holsted

bci@bci.dk
www.bci.dk

SWEDEN

Lammhults Biblioteksdesign AB
Odlarevägen 16
226 60 Lund

eurobib@eurobib.se
www.eurobib.se

UNITED KINGDOM

thedesignconcept Ltd.
The Old Bakery,
10 Greenless Road
Cambuslang Belgrave Street
Glasgow G72 8JJ

info@thedesignconcept.co.uk
www.thedesignconcept.co.uk

FRANCE

BC Intérieur Sarl
6 allée Kepler
77420 Champs sur Marne

bci@bcinterieur.com
www.bcinterieur.com

GERMANY

Schulz Speyer Bibliothekstechnik AG
Hafenstraße 2
67346 Speyer

sales@schulzspeyer.de
www.schulzspeyer.de

NORWAY

BS Eurobib AS
Alf Bjerckes Vei 20
0582 Oslo

post@bseurobib.no
www.bseurobib.no

BELGIUM

SBNL - Schulz Benelux BV
Appelweg 94 C
3221 Holsbeek

info@sbnl.be
www.sbnl.be